

# ASN-ASAS SYMPOSIUM: FUTURE OF DATA ANALYTICS IN NUTRITION: Mathematical modeling in ruminant nutrition: approaches and paradigms, extant models, and thoughts for upcoming predictive analytics<sup>1,2</sup>

Luis O. Tedeschi<sup>3</sup>

Department of Animal Science, Texas A&M University, College Station, TX 77843-2471

**ABSTRACT:** This paper outlines typical terminology for modeling and highlights key historical and forthcoming aspects of mathematical modeling. Mathematical models (MM) are mental conceptualizations, enclosed in a virtual domain, whose purpose is to translate real-life situations into mathematical formulations to describe existing patterns or forecast future behaviors in real-life situations. The appropriateness of the virtual representation of real-life situations through MM depends on the modeler's ability to synthesize essential concepts and associate their interrelationships with measured data. The development of MM paralleled the evolution of digital computing. The scientific community has only slightly accepted and used MM, in part because scientists are trained in experimental research and not systems thinking. The scientific advancements in ruminant production have been tangible but incipient because we are still learning how to connect experimental research data and concepts through MM, a process that is still obscure to many scientists. Our inability to ask the right questions and to define the boundaries of our problem when developing models might have limited the breadth and depth of MM in agriculture. Artificial intelligence (AI) has been developed in

tandem with the need to analyze big data using high-performance computing. However, the emergence of AI, a computational technology that is data-intensive and requires less systems thinking of how things are interrelated, may further reduce the interest in mechanistic, conceptual MM. Artificial intelligence might provide, however, a paradigm shift in MM, including nutrition modeling, by creating novel opportunities to understand the underlying mechanisms when integrating large amounts of quantifiable data. Associating AI with mechanistic models may eventually lead to the development of hybrid mechanistic machine-learning modeling. Modelers must learn how to integrate powerful data-driven tools and knowledge-driven approaches into functional models that are sustainable and resilient. The successful future of MM might rely on the development of redesigned models that can integrate existing technological advancements in data analytics to take advantage of accumulated scientific knowledge. However, the next evolution may require the creation of novel technologies for data gathering and analyses and the rethinking of innovative MM concepts rather than spending resources in collecting futile data or amending old technologies.

**Key words:** artificial intelligence, computer program, deep learning, machine learning, mathematical modeling and simulation, prediction

<sup>1</sup>Based on a presentation given at the ASN-ASAS Symposium: Future of Data Analytics in Nutrition: Knowledge Gaps, Data Collection and Quality, and the Role of Supporting Tools for Sustainable Development titled "The evolution of mathematical models for animal nutrition: what to expect" at the 2018 Annual Meeting of the American Society of Animal Science held in Vancouver, BC, Canada, July 8–12, with publications sponsored by the *Journal of Animal Science* and the American Society of Animal Science.

<sup>2</sup>This work was partially supported by the Food and Agriculture Cyberinformatics Tools (FACT) program (2018–05453/1016184) from the United States Department of Agriculture (USDA), National Institute of Food and Agriculture (NIFA), and by the National Research Support Project #9 from the National Animal Nutrition Program (<https://animalnutrition.org/>).

<sup>3</sup>Corresponding author: [luis.tedeschi@tamu.edu](mailto:luis.tedeschi@tamu.edu)

Received January 3, 2019.

Accepted March 17, 2019.

© The Author(s) 2019. Published by Oxford University Press on behalf of the American Society of Animal Science.

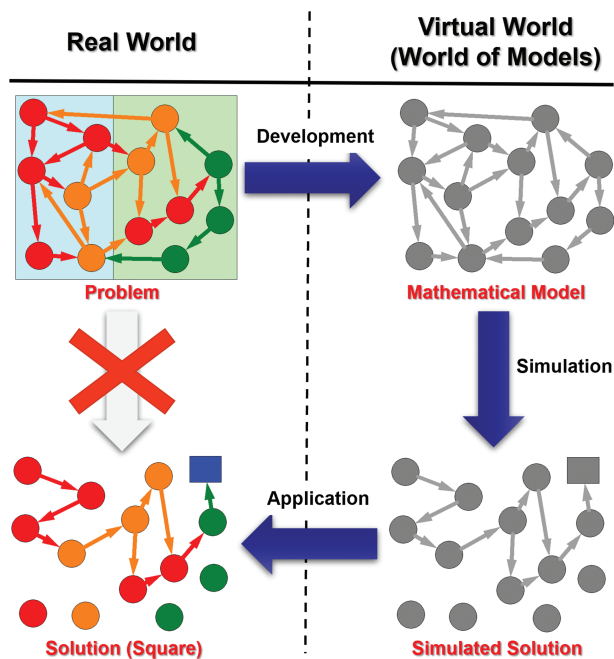
This is an Open Access article distributed under the terms of the Creative Commons Attribution-Non-Commercial-NoDerivs licence (<http://creativecommons.org/licenses/by-nc-nd/4.0/>), which permits non-commercial reproduction and distribution of the work, in any medium, provided the original work is not altered or transformed in any way, and that the work is properly cited. For commercial re-use, please contact [journals.permissions@oup.com](mailto:journals.permissions@oup.com)

J. Anim. Sci. 2019.97:1921–1944

doi: 10.1093/jas/skz092

## INTRODUCTION

Mathematical models (MM) are mental conceptualizations, enclosed in a virtual domain, whose purpose is to translate real-life situations into mathematical formulations (symbolically or numerically) to describe existing patterns or forecast future behaviors in the real-life situations (Figure 1). The development of MM is a cyclical process that occurs iteratively and continuously. More recently, their application in research is referred to as in silico experimentation (Tedeschi and Fox, 2018). Although Ludwig von Bertalanffy introduced the systems theory concept in the 1940s (von Bertalanffy, 1969), the acceptance and use of systems-oriented research by the scientific community have been difficult to attain and of limited reach.



**Figure 1.** Illustration of the cooperation between the real world and virtual world (the world of models) to solve problems encountered in the real world. The large blue arrows (development, simulation, and application) represent the only possible route for solving the problem. The circles represent the variables of interest, the square represents the solution, the arrows between variables represent causal relationships, and the vertical dashed line represents the boundaries between real and virtual worlds. Colors represent different domains.

Scientists, in general, have been trained in experimental research and not systems thinking, and the concept of virtualization of reality has been confined to the design of controlled experimentation. The appropriateness of the virtual representation of real-life situations through mathematical modeling depends on the modeler's ability to synthesize essential concepts and associate their interrelationships with measured data. In this sense, MM often serve as decision-support systems (DSS), and even when a solution does not present itself in the virtual world, the model can ease the identification of possible solutions or expose the boundaries and gaps of the scientific knowledge, as shown in Figure 1. The user can obtain a feasible solution for the real-world problem by using other operational research tools such as optimization, or use the outputs of the model for meta-modeling purposes, or the creation of MM based on the outputs of other independent models. In general, the development of DSS has only been possible with the advancement of digital computing and data analysis, which enabled the first technological wave in mathematical modeling.

For about 50 yr, mathematical modeling has been used to develop DSS to assist with many aspects of livestock production in diverse environmental conditions. During the 1940s and 1950s, several important livestock-related experiments were planned and conducted by different, mostly university-associated and governmental organizations around the world. Together, their data and results formed the common base of our scientific knowledge. Experimental results were published in scientific papers (Leroy, 1954; Blaxter and Graham, 1955; Blaxter and Wainman, 1961), reports (National Research Council, 1944a, 1944b, 1945a, 1945b, 1945c, 1949), and books (Brody, 1945; Kleiber, 1961; Blaxter, 1962). The publication of these experiment results raised more questions, which prompted the formation and establishment of public, governmental research entities to investigate further the recent findings by the scientific community and to promote discoveries. The accumulation

of data and knowledge compelled scientists to develop ways to combine and apply the new information being generated by these research entities with the old information of animal nutrition. For quite some time, the release of scientific publications (e.g., papers, reports, and extension bulletins) containing newly acquired information and recommendations in tabular form was enough. However, as the knowledge increased, its management and dissemination through static tabular forms were neither sufficient to contain the vast amount of information being accumulated nor quick enough to allow stakeholders to develop recommendations for production conditions outside those in which the data were generated. Computer models containing the knowledge in mathematical formulations (e.g., equations) were needed to solve the problem of the ever-growing body of data and knowledge being generated by the scientific community. Unfortunately, the development of computerized DSS did not become a reality until the mid-1960s, when the perception of the massive capability of such systems started to flourish for applications such as communications-driven, data-driven, document-driven, knowledge-driven, and model-driven DSS (Power, 2008). With the advancement of computing in the 1960s, mathematical modeling became feasible, and nutrition models have been developed since then (Tedeschi et al., 2014a).

The objectives of this paper are to illustrate the application of DSS in ruminant nutrition by characterizing different paradigms and approaches used in developing MM, briefly describe the evolution of different lines of thoughts in nutrition modeling, and exemplify the progression of an applied DSS in large- and small-ruminants nutrition, and to provide some initiatives to push forward the mathematical modeling field in animal science given recent advancements in predictive data analytics, a potential second technological wave in the evolution of mathematical modeling.

## MATHEMATICAL MODELING APPROACHES AND PARADIGMS

### Definitions

In this paper, *data-crunching* is the process involved in the management and preparation of large amounts of data and information (e.g., big data) for an analytical purpose; *data analytics* is the process of examining data sets to obtain relationships among variables and to draw conclusions from the information therein, and it is typically achieved

with statistical tools; and *predictive analytics* is the process of making predictions and forecastings, typically achieved with modeling tools, about unknown future events. The following definitions and notations commonly used in system dynamics modeling (Forrester, 1961; Sterman, 2000) were adopted throughout this paper for clarification and standardization. Level, state, or stock variables accumulate values over time; they hold the contents from one time to another during simulation, serving as the memory of the system; and they can only be changed (increased or decreased) by rate or flow variables, which represents inflows or outflows, respectively, to and from the level (state or stock) variables. The rate (flow) variables have the same dimension as the level (state or stock) per unit of the time period. All other variables in the model are auxiliary and, from a reductionist perspective, they can be eliminated. They only help the modeler to visualize and build the model. Consequently, a MM can be collapsed to level and rate variables (and time in dynamic models). Endogenous variables are variables that affect and are affected by other variables in the model, whereas exogenous variables can affect but cannot be affected by variables in the model because they are outside of the model boundaries. The number of level (state or stock) variables in the model dictates its order. For instance, a MM with one independent level variable is deemed a first-order model, two independent level variables a second-order model, and so on. A MM is deemed linear when the rate (flow) variables are linear combinations of the level (state or stock) variables and any exogenous variables. The graphical representation of level vs. rate will always yield a straight line for linear models, whereas for nonlinear models it will yield curved lines. The graphical representation of levels over time, however, may depict a nonlinear behavior even for linear models.

### Applications

Mathematical models, in general, have an important role in solving problems, especially in those conditions in which unforeseen variable relationships exist and stakeholders need to make decisions to improve production. Specific applications of MM include the improvement of animal performance, reduction of production cost, and reduction of excretion of nutrients by accounting for more of the variation in predicting requirements and feed utilization (Tedeschi et al., 2005). The public's lack of awareness and limited knowledge about MM are the main culprits of the negative perception of

modeling and simulation, which has hindered their development and broader application (Tedeschi et al., 2015b). Mathematical models are not immune to failures, and unintended consequences arise when a model's limitations are misunderstood during the assessment of its appropriateness to solve a perceived problem. Despite their fallibility, MM are great tools for biological systems because they help us to identify areas in the scientific knowledge that have limited information and need additional research.

### Approaches

Models can be categorized in many ways, depending on their scope and purpose (France and Thornley, 1984; Haefner, 1996; Meerschaert, 2007; Thornley and France, 2007). Such categorizations include *descriptive* vs. *prescriptive* (i.e., elucidative vs. predictive) when the modeling context is application; *static* (i.e., steady state) vs. *dynamic*, which can be further categorized as *discrete* vs. *continuous*, when the modeling context is time; *deterministic* vs. *stochastic* (i.e., probabilistic) when the modeling context is prediction (Guttorp, 1995); or *empirical* vs. *mechanistic* (i.e., theoretical or rational) when the modeling context is the nature of the model. The different approaches to developing an MM can be mixed (e.g., a deterministic, dynamic, mechanistic model). Within the predictive analytics context, Miller (2014) considered 3 general approaches: the *traditional* approach uses linear regressions to estimate parameters through fitting models to data (similar to the empirical category); the *data-adaptive* or *data-driven* approach searches through data to find useful predictors (similar to artificial intelligence—AI); and the *model-dependent* approach defines the model (similar to the mechanistic category) and uses it to generate data (e.g., meta-modeling), predictions, or recommendations. Others have proposed additional approaches to categorizing MM such as *teleonomic* vs. *teleologic* models and *functional* models (France and Kebreab, 2008; Tedeschi and Fox, 2018).

Categorizing the MM sets the stage for the tasks of model development, such as determining model boundaries, assumptions, and what type of data and data analytics are needed. However, unnecessary modeling complexity and nonessential categorization can easily overwhelm users or even knowledgeable modelers, entangling them in details, obscuring the bigger picture, and causing them to lose sight of the forest for the trees (Tedeschi and Fox, 2018). Figure 2 depicts critical components and steps of three major approaches for model

development (empirical, mechanistic or knowledge-driven, and AI or data-driven).

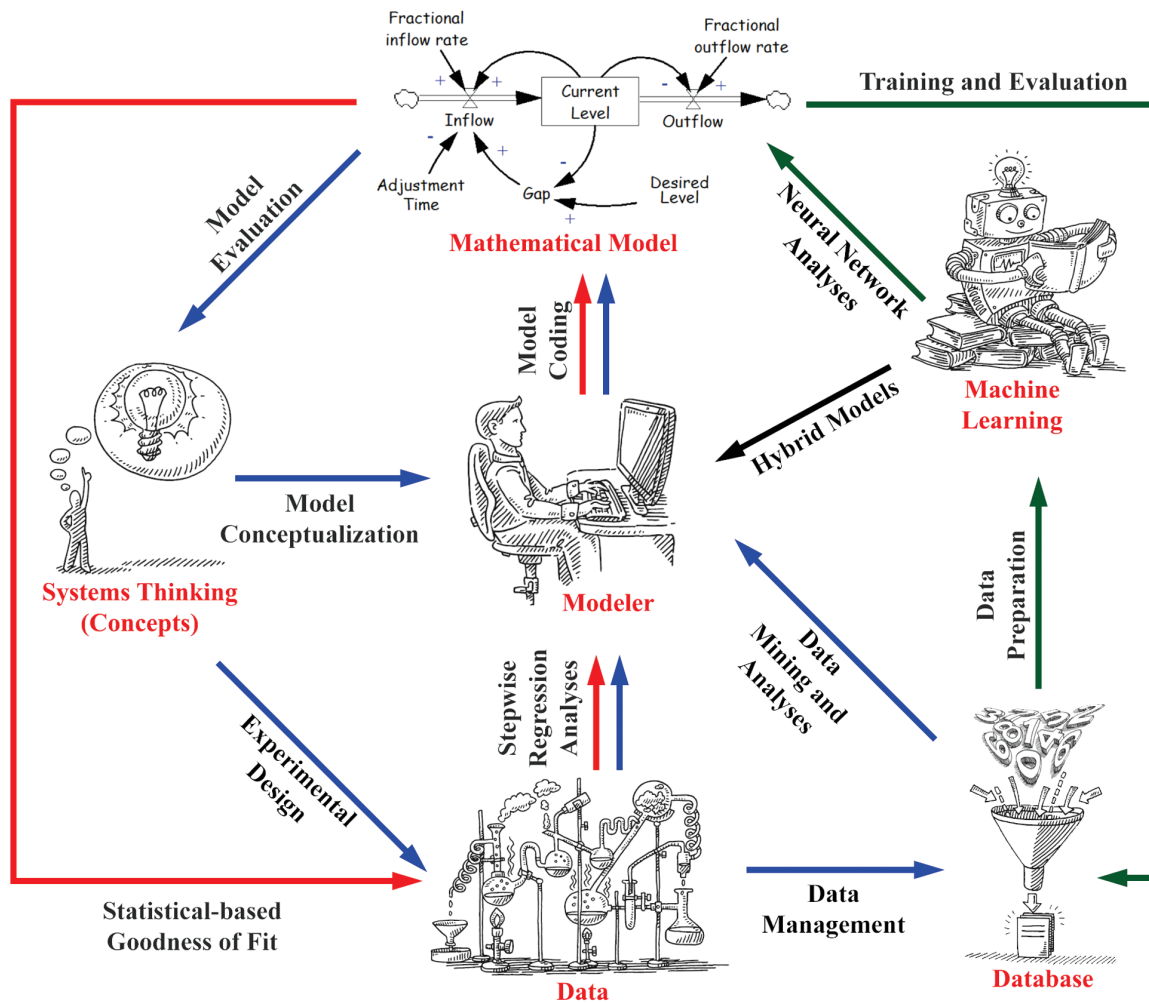
Hybridization of these approaches is possible and may be employed more often in practice than has been recognized. The combination of models and methods usually works best in the predictive context (Miller, 2014). The empirical approach relies largely on the goodness of fit through statistical analyses and data selection, whereas the mechanistic approach (i.e., knowledge-driven) requires the conceptualization of hypotheses of what and how endogenous variables are interconnected (i.e., affect and are affected by other variables) and some data mining. The AI approach (i.e., data-driven) is at its core empirical, but recent development in this field (i.e., machine learning and deep learning) can be thought of as having some mechanistic elements. The AI approach relies almost exclusively on neural network analysis as the base for establishing the nodes (i.e., neurons) structure and layers. Figure 2 shows important steps in the model development:

- 1) *Data management* indicates the development of databases following pre-established criteria for data acceptance.
- 2) *Model conceptualization* indicates the logical arrangement of important variables towards a common purpose.
- 3) *Model coding* indicates the parameterization process of variables purely statistically or ideologically.
- 4) *Training and evaluation*, intrinsic processes in the AI approach, train the neural network formulation and establish the adequacy of its prediction. If the adequacy of the prediction is suboptimum, the algorithm seeks out additional resources to improve its predictability or alters the neural network formulation (layers) by itself.
- 5) *Model evaluation* indicates how well the MM precisely and accurately makes predictions given its purpose (Tedeschi, 2006).

### Divergences

The separation between mechanistic vs. empirical is not always clear. At times, the difference has been contentious among researchers who have used it, improperly, to indicate the superiority of mechanistic over empirical models. For our purposes, the superiority of a model is related to its ability to satisfactorily perform (e.g., describe or predict) based on its intended purpose and development context (Tedeschi,





**Figure 2.** Illustration of pathways for the development of mathematical models using different approaches and paradigms: red is empirical, blue is mechanistic, and green is artificial intelligence.

2006). Similarly, *model validation* is not a valid statement in mathematical modeling because it has often been misused to prove the rightness and legitimacy of models and promote their acceptance and usability (Oreskes et al., 1994; Sterman, 2002). The misuse has even led to alternative terminology such as “evaludation” as an attempt to clarify the issue (Augusiak et al., 2014). The term *model evaluation* or *model testing* is preferred instead (Tedeschi, 2006).

A mechanistic model is usually represented as a model made of a nested (i.e., vertical) structure of entities (i.e., objects) that are localized at different strata (i.e., ranks). This nested structure implies that an object of a higher rank depends on the outcome of one or more objects from one or more lower or nested ranks. For instance, the response of cells (rank #1) to a given stimulus (i.e., change of status) will affect the response of an organ (rank #2) that is made up of these cells. In this case, cell organelles could be assigned to rank #0 and the animal body (a group of organs) to rank #3, and so forth. Mechanistic models can also be represented by a hierarchical

representation of phenomena, but in a horizontal structure rather than a vertical one, in which the response of an object depends on the outcome of a previous object within the same rank. For instance, in ruminants, compartmental modeling (digesta passing through the rumen to the small intestine to the large intestine) states that what happens to the digesta in the large intestine, for instance, depends on what happened to it in the rumen before the large intestine can initiate its series of events (e.g., digestion and absorption). Within this context, MM that intrinsically rely on time are naturally categorized as mechanistic if each time step represents a change of status of level variables. Consequently, the nested/vertical structure relies on the necessary mechanisms employed or required by the parts to make the whole, whereas the hierarchical/horizontal structure conveys the sequential mechanisms that objects need to go through in order to reach an end: that is, the parts follow a supply chain process to yield the final product. Both types of models have intrinsic mechanisms that ordain the logic of the calculation. In

contrast, the main premise in the relatively new discipline of systems biology modeling is that the sum of the parts is not necessarily equal to the whole. In other words, modeling the parts independently may not yield the outcome observed with the whole, which contrasts with the underlying principle of mechanistic modeling. In this case, a holistic viewpoint is necessary, and inverse problem modeling (IPM) is employed to develop the MM (Engl et al., 2009; Vargas-Villamil and Tedeschi, 2014; Guzzi et al., 2018).

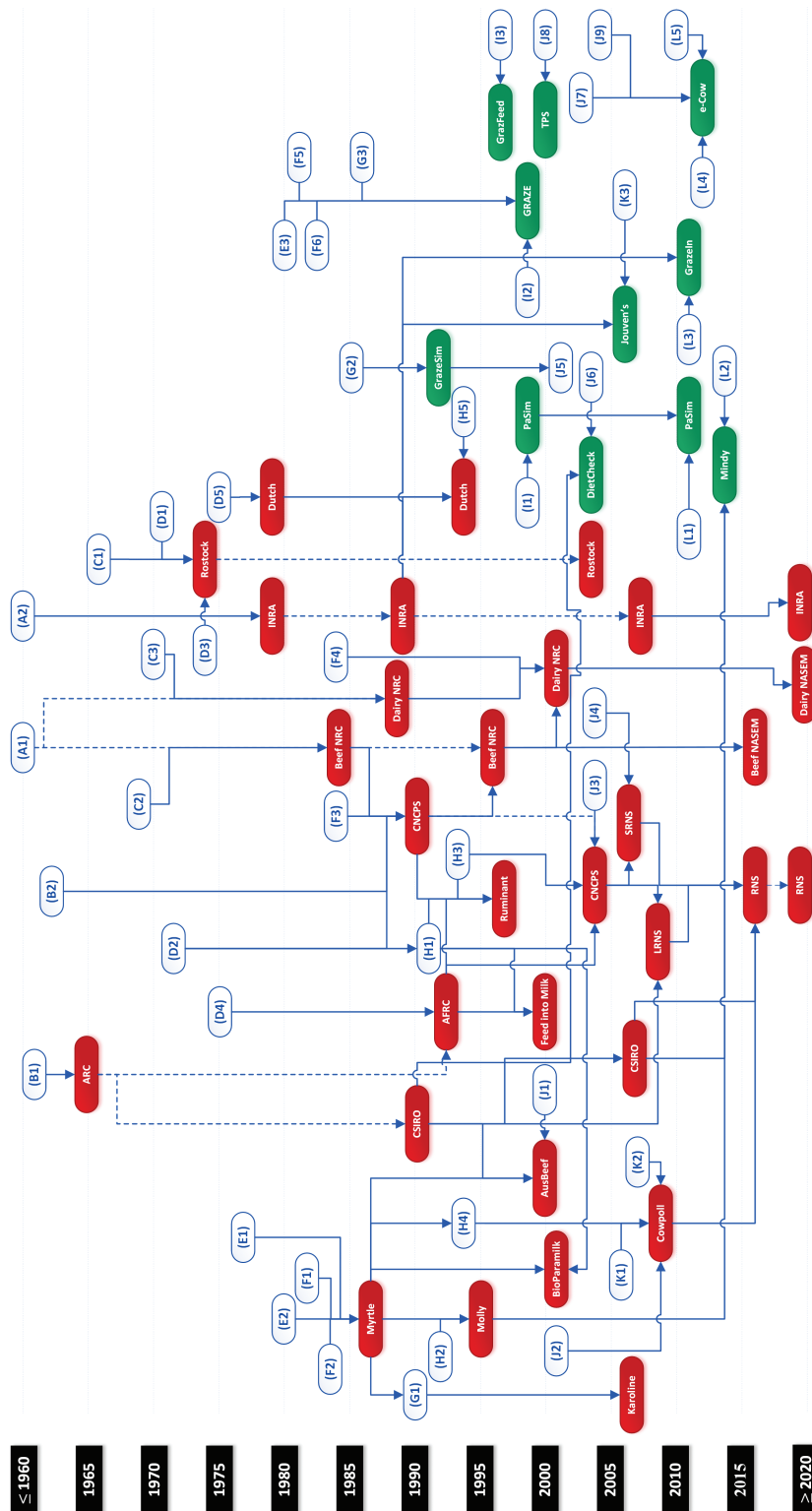
### *Paradigms*

The creation of MM can be accomplished with different paradigms. Some paradigms are more appropriate than others depending on the purpose and nature of the model, which is largely imposed by the degree of abstraction (global vs. individual). Models with global, or high, abstraction are less detailed-oriented and have a macro scale. Models with individual, or low, abstraction are more detailed-oriented (complex) and have a micro scale. Individual-abstraction models usually have a short time step and sometimes have multiple time scales, further complicating the computational process. The four commonly used types of paradigms are discrete-events modeling (DEM) (Fishman, 2001; Law, 2007), dynamic systems, agent-based (or individual-based) modeling (ABM) (Hellweger and Bucci, 2009; Crooks and Hailegiorgis, 2014), and system dynamics (or feedback-based systems) modeling (SDM) (Ford, 1999; Stermann, 2000; Morecroft, 2007). The DEM relies heavily on stochasticity to create time points (i.e., events) at which variables change their value or state rather than change continuously with time (Fishman, 2001). The ABM relies on self-governing, individual agents made of properties, behavioral rules, memory, and resources that allow each agent to independently make decisions upon the occurrence of an event (Macal and North, 2005), usually triggered by a probabilistic distribution and randomness generators. The SDM is concerned with the behavior of complex systems, and it relies on the theory of nonlinear dynamics and feedback processes in which the structure of the system (variable associations) gives rise to specific behavior over time (Tedeschi et al., 2011). Conceptually, SDM and IPM both determine the model's internal structure that is responsible for the behavior of the system. From a simplistic viewpoint, the goal of SDM and IPM is to build a model with the fewest number of variables that obey their causal relationships and that can accurately mirror

the system's behavior. Early proponents and adopters of systems thinking have used SDM to develop DSS in agricultural sciences (Bawden, 1991; Yin and Struik, 2010; Tedeschi et al., 2013). The SDM is usually employed to solve high-abstraction problems and dynamic systems find their way with low-abstraction problems, but both are mainly for continuous-type problems. The DEM and ABM have a broader scope of abstraction but require discrete-type problems. Hybridization of paradigms for model development is also possible, and common examples include discrete-event dynamic modeling (Sandefur, 1991, 1993) and hybrid agent-based system dynamic modeling (Vincenot et al., 2011; Wallentin and Neuwirth, 2017; Kim et al., 2019).

## EXTANT MATHEMATICAL MODELS IN RUMINANT PRODUCTION

Many MM for ruminants exist, and they differ significantly in numerous ways. Figure 3 depicts the chronological evolution of influential MM for nutrition (Tedeschi et al., 2014a; Tedeschi and Fox, 2018) and, more specifically, for producing grazing ruminants (Tedeschi et al., 2019) and their derivative works. Around the world, the most commonly used static and deterministic nutrition models are based on the National Research Council (NRC, 2000, 2001, 2007) in the United States, the Agricultural Research Council (ARC, 1965) and Agricultural and Food Research Council (AFRC, 1993) in the United Kingdom, the Institut National de la Recherche Agronomique (INRA, 1989) in France, the Commonwealth Scientific and Industrial Research Organization (CSIRO, 1990, 2007) in Australia, the Rostock Feed Evaluation System (Jentsch et al., 2003; Chudy, 2006) in Germany, the DVE/OEB [DarmVerteerbaar Eiwit (ileal digestible protein)/Onbestendig Eiwit Balans (rumen degradable protein balance)] system (Tamminga et al., 1994; Van Duinkerken et al., 2011) in the Netherlands, and the Nordic Feed Evaluation System [NorFor; Volden (2011)] in Scandinavia. Other nutrition models containing mechanistic or dynamic elements include the Cornell Net Carbohydrate and Protein System [CNCPS; Fox et al. (2004); Tylutki et al. (2008)], Ruminant (Herrero, 1997; Herrero et al., 2013), Molly (Baldwin, 1995), and Karoline (Danfær et al., 2006a, b). These nutrition models have been modified to account for specific production concerns of their eras by including novel or revised submodels, subsequently leading to many derivative models. For instance, the INRA (1989)



**Figure 3.** Chronological evolution of key mathematical models whose primary goal lies within ruminant nutrition only (red squares) or pasture/grazing ruminants (green squares) domains. Approximate year of publication or release is shown on the left. The solid line represents a direct relationship of influence, and the dashed line represents that at least one other version or edition was released in between the marks. The lack of lines connecting the same model does not imply the model has been phased out. AFRC = Agricultural and Food Research Council; ARC = Agricultural Research Council; CNCPS = Cornell Net Carbohydrate and Protein System; LRNS = Large Ruminant Nutrition System; CSIRO = Commonwealth Scientific and Industrial Research Organization; INRA = Institut National de la Recherche Agronomique; NASEM = National Academies of Sciences, Engineering, and Medicine; NRC = National Research Council; RNS = Ruminant Nutrition System; SRNS = Small Ruminant Nutrition System; TPS = Tropical Pasture Simulator. Key references (empty blue squares) are (A1) NRC (1945a, b), (A2) Leroy (1954), (B1) Blaxter, 1962, (B2) Van Soest (1963a) and Van Soest (1963b), (C1) Nehring et al. (1966), (C2) Lofgreen and Garrett (1968), (C3) Moe et al. (1970), (D1) Schiemann et al. (1971), (D2) Waldo et al. (1972), (D3) Hoffmann et al. (1974), (D4) Ministry of Agriculture, Fisheries and Food (1975), (D5) Van Es (1975), (E1) Baldwin et al. (1977), (E2) Baldwin et al. (1980), (E3) Loewer et al. (1980), (F1) France et al. (1982), (F2) Gill et al. (1984), (F3) Fox and Black (1984), (F4) Conrad et al. (1984), (F5) Loewer et al. (1981), (F6) Loewer et al. (1983), (G1) Danfar (1990), (G2) Mertens (1985; 1987), (G3) Bridges et al. (1986), (H1) Illius and Gordon (1991), (H2) France et al. (1992), (H3) Russell et al. (1992), Sniffen et al. (1992), and Fox et al. (1992), (H4) Dijkstra et al. (1992), and Dijkstra (1993), (H5) Tamminga et al. (1994), (I1) Riedo et al. (1998) based on the Hurley Pasture Model (Thornley, 1998), (I2) Loewer (1998), (I3) Freer et al. (1997), (J1) Nagoreka et al. (2000), (J2) Mills et al. (2001), (J3) Fox et al. (2004), (J4) Cannas et al. (2004) and Tedeschi et al. (2010), (J5) Vazquez and Smith (2001), (J6) Heard et al. (2004), (J7) Baudracco et al. (2010), (J8) Herrero et al. (2000b; 2000a), (J9) Vetharanian et al. (2003), (K1) Bannink et al. (2006), (K2) Bannink et al. (2008), (K3) Jouven et al. (2006a, b), (L1) Graux et al. (2011), (L2) Gregorini et al. (2013a), (L3) Delagarde et al. (2011a; 2011b) and Favardin et al. (2011), (L4) Baudracco et al. (2012), and (L5) Friggens et al. (2004). Adapted from Tedeschi and Fox (2018).



went through significant overhauls in 2007 (INRA, 2007) and 2018 (INRA, 2018) with the intent of revisiting the calculations of available dietary energy and protein by including digestive dynamics (ruminal degradation and passage rates) and microbial growth (Sauvant et al., 2014; Sauvant and Nozière, 2016). The Ruminant Nutrition System [RNS; Tedeschi and Fox (2018)], a CNCPS-based model, incorporated many additional submodels and revised equations as discussed below. Dumas et al. (2008) portrayed a historical perspective of how early ruminant nutrition knowledge led scientists to dwell on MM in the search for unanswered questions. Some review papers have compared and highlighted the modern state of agricultural system models (Jones et al., 2017). Others have contrasted the different ways nutrition models represent important elements in predicting the requirements and dietary supplies of energy and nutrients to improve ruminant production while providing a more contemporary perspective of mathematical modeling in the field of ruminant nutrition (Sørensen, 1998; Tedeschi et al., 2005; Tedeschi et al., 2014a; Tedeschi et al., 2015a) as well as some prerequisites to advance the utility of animal systems modeling (McNamara et al., 2016a).

### Mathematical Nutrition Models

Ruminant production DSS became fully embodied and more evident after the 1960s (Figure 3), though many mathematical modeling efforts took place prior to 1925 (Dumas et al., 2008). In the United States, the first, and ultimately unsuccessful, request to study nutrient requirements of food animals, especially protein, was issued in 1910 by Henry P. Armsby (Christensen, 1932). The National Research Council (NRC) underwrote a second request in 1917. The resulting *Cooperative Experiments upon the Protein Requirements for Growth of Cattle* had several participating experimental stations across the country from 1918 to 1923 (Christensen, 1932) and culminated with the publications of two reports summarizing the experimental results (NRC, 1921, 1924). Several reports were released by the then-called National Academy of Sciences–National Research Council, including the first attempt to establish nutrient requirements of beef cattle (NRC, 1945a) and dairy cattle (NRC, 1945b). In 1974, a report on the *Research Needs in Animal Nutrition* was released (NRC, 1974) with the intent to address important issues for ruminant nutrition at that time, such as non-protein nitrogen utilization, better understanding

of rumen fermentation, nutrient requirements of “exotic” breeds, and factors affecting feed intake and utilization, among many others. As discussed above, computer modeling was not even brought up during these early deliberations because experimental data were still being collected and digital computing was in its infancy with few practical applications (Power, 2008).

Today, precision feeding is possibly the most relevant application of nutrition models for the livestock industry. The primary reason is mid-1990s federal and state regulations that required feeding programs to be more protective of water and air quality by minimizing excess of nutrients in the environment. Consequently, precision feeding (a technical misnomer—from a modeling perspective it should be called *accurate feeding*) encompasses accurate diet balancing and formulation in unique production situations to deliver appropriate energy and nutrients that allow animals to express their genetic production potential. In the process of applying precision feeding, the minimization of excess nutrients (those that will not be absorbed and utilized by the animal) helps us to decrease nutrient excretion to the environment, especially nitrogen (Cerosaletti et al., 2004) and phosphorus (Vasconcelos et al., 2007).

In the United States, two major schools of thought have dominated the modeling efforts in ruminant nutrition. The first school was based on a more biochemical, process-based, fundamental-type model initiated in the late 1970s, including submodels for rumen function (Baldwin et al., 1977) and postabsorptive metabolism (Baldwin and Black, 1979). After a series of integration with existing United Kingdom models in the early 1980s, the first model of lactating dairy cows was developed in 1984 (France, 2013) and published in 1987 (Baldwin et al., 1987a; Baldwin et al., 1987b; Baldwin et al., 1987c). Molly, a dynamic, mechanistic model based on biochemical reactions in animal metabolism, became available in the 1990s (Baldwin, 1995). Molly’s research and modeling efforts inspired new developments and improvements in many places around the world (Nagorcka et al., 2000; Hanigan, 2005; Gregorini et al., 2013b; McNamara and Shields, 2013; Gregorini et al., 2015; McNamara et al., 2016b). Concomitantly, the modeling efforts of the second school, a more functional-oriented, applied-type modeling approach that is based on the NRC recommendations, started in the late 1970s at Cornell University (Chalupa and Boston, 2003; Sniffen, 2006). Many papers



have been published on the specific components of this second school's CNCPS model (Tedeschi and Fox, 2018).

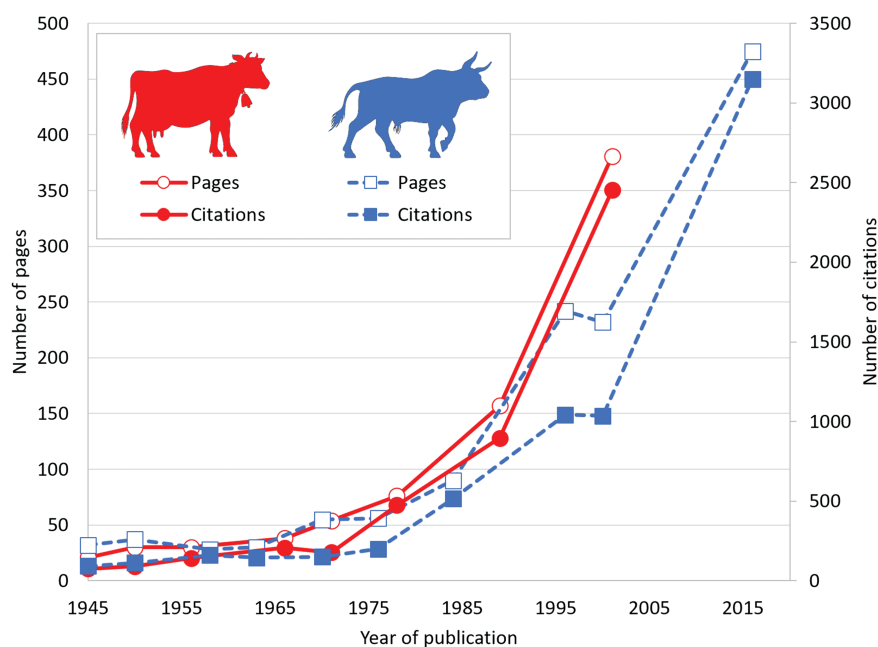
**National Research Council.** As indicated above, the NRC's feed evaluation and nutrient requirements of ruminants started in the mid-1940s with the publications of the *Recommended Nutrient Allowances for Beef Cattle* (NRC, 1945a) and *Recommended Nutrient Allowances for Dairy Cattle* (NRC, 1945b). As scientific knowledge was acquired, the information contained in subsequent publications grew exponentially as did citations and number of pages to them (Figure 4). Multiple factors may have facilitated the growth in the size of the NRC publications. The rate of knowledge acquisition and the interest in the enhancement of these publications were so intense that the first 6 revisions happened quickly (on average, less than 7 yr apart) compared with more recent publication rates.

The first revision of the beef and dairy NRC publications was issued in 1950 (NRC, 1950a; 1950b). The second revisions of the dairy (NRC, 1956) and beef (NRC, 1958) publications were retitled to *Nutrient Requirements* instead of *Recommended Nutrient Allowances*. At that time, establishing protein requirements for cattle was critical for increasing production. They were expressed as concentrations in the diet because most recommendations were based on summaries of experiments using feeding trials in which

performance and digestibilities were routinely measured as the concentration of protein in the diet was gradually increased. The third revisions occurred in 1963 for beef (NRC, 1963) and in 1966 for dairy (NRC, 1966). Subsequent revisions for nutrient requirements of beef and dairy cattle had significant modifications. In the 1960s, metabolism trials started to take place, and the research results led to the development of net energy systems for cattle, which were published in the fourth revisions of the beef NRC (1970) and dairy NRC (1971). In the 1970s, rumen microorganisms received increased scrutiny, and by the 1980s, the factorial method was used to compute protein requirements. For beef cattle, the fifth revision was released in 1976 (NRC, 1976). The sixth revision, released in 1984 (NRC, 1984), contained major changes in the energy requirements section and included the concepts of ruminal protein degradation and bypass.

For dairy cattle, the fifth *Nutrient Requirements* revision was issued in 1978 (NRC, 1978), with major modifications to the calculation of protein requirements based on the work of Swanson (1977), including unavailable feed protein and feed protein solubility. The sixth revision, released in 1989 (NRC, 1989), included the concept of ruminally undegraded protein and microbial crude protein as the main sources of metabolizable protein.

The seventh revisions of both the beef and dairy NRC publications saw a drastic increase in



**Figure 4.** Indicators of knowledge progression of the National Research Council's *Nutrient Requirements for Beef and Dairy Cattle* throughout the years.

the numbers of pages and citations to the publications (Figure 4). Major modifications were proposed, motivated by the extensive data collection and analyses of accumulated experimental research enabled by more accessible digital computing. Along with the development of net energy systems for beef (NRC, 1970, 1976, 1984) and dairy (NRC, 1971, 1989) cattle and the mathematical description of the rumen fermentation (NRC, 1985, 1989), equations needed to initiate the prediction of requirements for each primary physiological function (maintenance, growth, pregnancy, lactation, rumen fermentation, intestinal digestion and absorption, and metabolism) allowed the development of more complex and mechanistic nutritional models. These models were released with the seventh revisions of the beef (NRC, 1996, 2000) and dairy (NRC, 2001) cattle publications and again with the eighth revision for beef cattle (NASEM, 2016) after the inclusion of additional advancements. The latest NRC publications include the concept of degradation kinetics for feed protein, to compute readily available, potentially available, and unavailable protein fractions. Because of the removal of so-called safety factors when formulating and balancing rations and the more accurate estimates of energy and nutrient requirements for diverse production conditions, these computations have informed DSS and reduced the cost per unit of production while reducing the excretion of excess nutrients, including N, P, and greenhouse gasses, to meet U.S. government regulations.

**Cornell Net Carbohydrate and Protein System.** The concepts of the CNCPS were initially published in 1992 (Fox et al., 1992; Russell et al., 1992; Sniffen et al., 1992; O'Connor et al., 1993), but the engine and calculation logic of the model were developed in the 1980s (Fox et al., 1990). At that time, a large portion of the requirement submodels of the CNCPS was based on the NRC publications. In 1996 this scenario was reversed, and the NRC (1996, 2000) adopted many concepts from the CNCPS modeling effort (Tedeschi and Fox, 2018) that have extended until the seventh revision for dairy (NRC, 2001) and the eighth revision for beef (NASEM, 2016) cattle. For the supply side, the CNCPS model was heavily based on Peter J. Van Soest's ideas about the fractionation of carbohydrate (Van Soest, 1967) and protein (Van Soest et al., 1981), which themselves rest on many concepts of the classification of carbohydrate and protein for ruminants dating back to the 1950s with the

work of Lauri and Irja Paloheimo (Paloheimo and Paloheimo, 1949).

The CNCPS possesses the characteristics of a deterministic, static, and empirical model, with some mechanistic features, whose main objective is to function as an applied DSS. The modeling core of the CNCPS limits its usability as a fully mechanistic, dynamic model, though some continuous simulations can be achieved pending the adaptation of some elements (Reynoso-Campos et al., 2004; Tedeschi et al., 2004). CNCPS-based models utilize detailed fractionation of dietary carbohydrate and protein (Sniffen et al., 1992) and horizontal mechanistic elements (i.e., supply chain process) to compute total digestible nutrients. The mechanistic elements include ruminal fermentation of nutrients and production of volatile fatty acids and ruminal pH (Pitt et al., 1996), two pools of ruminal bacteria (Russell et al., 1992), and intestinal digestibility for undegraded feed. The animal requirements are essentially based on those recommended by the NRC (1996, 2000) and NASEM (2016) publications for beef cattle and the NRC (2001) publication for dairy cattle.

Tedeschi and Fox (2018) meticulously reviewed significant modifications and additional submodels implemented during the development of the RNS compared with the original 1990s CNCPS supply model (Fox et al., 2004; Tylutki et al., 2008), including 1) the adoption of urea-N used for anabolism rather than recycled ruminal N (Eisemann and Tedeschi, 2016), 2) a more mechanistic ruminal fiber degradation submodel based on GnG1 models (Vieira et al., 2008a, 2008b), 3) a revised microbial growth submodel to account for deficiency of ruminal N and branched-chain amino acids, 4) a revised volatile fatty acids and ruminal pH submodel, 5) a revised methane yield calculation, 6) a lipids and long-chain fatty acids submodel (Moate et al., 2004), 7) revised submodels of ruminal passage rates (Seo et al., 2006; Seo et al., 2007; Seo et al., 2009), 8) a revised fecal submodel with corrections proposed by Cannas et al. (2004), and 9) a slightly modified calculation logic for metabolizable energy from digestible energy and total digestible nutrients. Despite the enormous efforts in data collection, development and improvement of methodology, and meticulous use of cutting-edge statistical analyses, inconsistencies have been identified and recommendations have been proposed (Alderman et al., 2001a; Alderman et al., 2001b; Alderman et al., 2001c). Recently, others (Galyean and Tedeschi, 2014; Galyean et al., 2016; Tedeschi et al., 2017; Tedeschi, 2019) have brought to light additional

flaws and limitations in the NRC- and CNCPS-based models. These include restrictions and problems associated with the fixed and long-standing 82% efficiency index of conversion of digestible energy to metabolizable energy, the conversion of metabolizable energy to net energies for maintenance and growth, the empirical prediction of ruminal bacteria growth, the contribution of microbial protein to metabolizable protein, the quantification of urea-N recycled in the rumen and truly used by the ruminal microbes for anabolism, the efficiency of use of metabolizable protein by the ruminant animal, the energy requirement for maintenance for grazing animals, the inconsistencies in predicting protein retained by growing cattle, and the energy required for animals under cold-stress conditions, among many others. Some of these inconsistencies were inherited because of limitations (often by design) in the methods employed to measure the required data (Tedeschi, 2019). Solutions to these limitations may require procedural changes to the methods and considerable quantities of new data.

Tedeschi et al. (2014a) summarized the evolution of six empirical and five mechanistic nutrition models, describing their key characteristics and highlighting their similarities and differences. These authors also performed a comparative prediction of milk production of dairy cows among four nutrition models. They developed a database of milk production from 37 published studies from six regions of the world, totaling 173 data points: 19 for Africa, 45 for Asia, 16 for Europe, 12 for Latin America, 44 for North America, and 37 for Oceania. Tedeschi et al. (2014a) indicated that these four nutrition models could not easily be compared, despite their similar assumptions and calculations, because the conceptual and structural foundations inherent to their intended purposes were too different. They concluded that not all nutrition models were suitable for predicting milk production of dairy cows and that simpler systems might be more resilient to variations in studies and production conditions around the world. Later, on another assessment of model predictability, Tedeschi et al. (2015a) reached a similar conclusion that the prediction of metabolizable protein required for lactation was uniform among nutrition models, but the metabolizable protein required for growth varied largely.

### ***Integrated Mathematical Models***

Whole-farm decision support systems (WFDSS) use a multiobjective modeling approach in which independent DSS are systematically

and harmoniously integrated into a highly aggregated platform to simulate specific operations within the boundary of a farm, ranch, or basin. As shown in Figure 3, several WFDSS have been developed for ruminant production, including the Agricultural Production Systems Simulator (APSIM) (Moore et al., 2007), Australian Dairy Grazing Systems (DairyMod) (Johnson et al., 2008), DairyNZ Whole Farm Model, Discrete Event Simulation Environment (DIESE) (Martin-Clouaire and Clouaire, 2009), EcoMod (Johnson et al., 2008), Farm Assessment Tool (FASSET) (Berntsen et al., 2003), GRAZE (Loewer, 1998), GRAZPLAN (Donnelly et al., 1997; Moore et al., 1997), Great Plains Framework for Agricultural Resource Management (GPFARM) (Andales et al., 2003), Hurley Pasture Model (HPM) (Thornley, 1998), Integrated Farm System Model (IFSM) (Rotz et al., 1999; Rotz et al., 2005), LINC FARM, Pasture Simulation (PaSim) (Graux et al., 2011), PROGRASS, Sustainable Grazing Systems (SGS) (Johnson et al., 2003), and Whole Farm Model (WFM).

The literature of WFDSS aimed at modeling grazing ruminant animals is vast and slowly expanding. The interest in integrating scientific knowledge of animals, plants, and soil to understand the behavior of animal agricultural systems and to better manage and control them has led the scientific community to develop individual models and integrate them for a common goal: maximize productivity (per area or per animal) while minimizing the use of resources as an attempt to increase efficiency and profitability. In the United States, such DSS were promoted starting in the mid-1970s following the many NRC publications on nutrient requirements of cattle (Loewer, 1998). However, the modeling limitations of complex systems (e.g., WFDSS) such as overparameterization, inadequate parameter estimation, and simulation instability led to well-known chaotic behavior (Woodward, 1998). Furthermore, many of these individual models did not “speak the same language”: they had different objectives and purposes, and their modeling approaches and paradigms were distinct enough that integrating them required their total re-engineering and re-programming. These inherent discrepancies have created inconsistencies and delays in the development of WFDSS for ruminant production, but the field has been moderately active in the last decade. Not until recently have some of these WFDSS been evaluated under different production scenarios. Bryant and Snow



(2008) reviewed nine pastoral simulation models (APSIM, EcoMod, FASSET, GRAZPLAN, GPFARM, HPM, IFSM, LINCFAARM, and WFM) and concluded that there was a need to include the effect of pests and diseases on pasture production as well as improved animal performance predictions, including a more mechanistic model for voluntary feed intake and ruminal fermentation processes. Snow et al. (2014) summarized six of these models (APSIM, AgMod, DIESE, FASSET, GRAZPLAN, and IFSM) and compared their different approaches to model forage mixtures in the paddocks, animal–forage interactions, N transfers by the animal in the paddocks, management of the whole farm, and future prospects. They also provided ideas and solutions for the inherent limitations of these six models.

**Environmental Aspects.** Recently, the emission of greenhouse gases (GHG) from ruminant production operations (i.e., methane and nitrous oxide) became an important issue within the scientific community because of its perceived contribution to the global warming phenomenon (Tedeschi and Fox, 2018, Ch. 3). Currently, the net abatement potential of GHG from ruminant production systems can be obtained only through WFDSS and life-cycle assessments (Eckard et al., 2010). These results have led to the issuing of recommendations for effective reduction in the emission of GHG (Crosson et al., 2011). Del Prado et al. (2013) indicated that WFDSS are the appropriate scale for mitigating GHG emissions because the farm represents the unit at which management decisions are made. They analyzed different approaches to modeling GHG. Most of the reviews of WFDSS suitability for GHG assessment have discussed the strengths and drawbacks of WFDSS, but they lack model inter-comparisons under different production systems. Tedeschi et al. (2014a) indicated that accurate prediction of milk production by dairy cows by mathematical nutrition models is a critical prerequisite to further development of systems that can effectively and correctly estimate the contribution of large ruminants to GHG emissions and their true share of the global warming event. The inaccuracies in predicting GHG become even more complicated and uncertain when the whole farm system is considered. Given the complex nature of WFDSS, Tedeschi et al. (2014b) recommended that simple nutrition models should be used with WFDSS to predict GHG emissions for the time being.

**Sustainable Production.** The ability to forecast social and economic aspects that prevent the broader use of WFDSS in decisions involving sustainability is limited. More integrated approaches are needed to combine MM from different fields within animal production to develop substantial programs of sustainable intensification (Garnett and Godfray, 2012; Tedeschi et al., 2015b). Liu et al. (2015) suggested that a “holistic approach to integrating various components of coupled human and natural systems across all dimensions is necessary to address complex interconnections and identify effective solutions to sustainability challenges.” The development of integrated systems and cross-scale interactions of dynamic systems may facilitate social–ecological resilience, with a focus on our complex adaptive transformability, learning capacity, and ability to innovate (Folke, 2006). The SDM paradigm can combine accumulated scientific data with knowledge and strategic management to improve the animal industry by better assessing market opportunities with biological limitations and potentials of the agroindustry (Tedeschi et al., 2011) while accounting for the three pillars of sustainability: environmental, social, and economic aspects (Makkar, 2013; Makkar and Ankers, 2014; Tedeschi et al., 2015b).

**Disease Outbreak.** Another important, and more recent, application of integrated and dynamic DSS is in the control and management of disease outbreak. The development of mathematical epidemiological models simulating animal infectious diseases and providing solutions to minimize their life-threatening menace to animals and humans has advanced considerably in the United States (Harvey et al., 2007) and Europe (Lantier, 2014) in the last decade. Epidemiological DSS help us to understand the dynamics of spreading infectious diseases, such as foot-and-mouth disease, in susceptible populations (Webb et al., 2017). Lofgren et al. (2014) used real-time modeling and simulation tools to identify the spread of the 2014 outbreak of Ebola virus in West Africa and provide timely guidance for policymakers. Perry et al. (2013) believe that though the use of powerful MM of the distribution and dynamics of livestock disease have been increased in the last decade, incomplete understanding of the models’ underlying assumptions may result in dangerous decisions that might create a false confidence of our understanding of the model predictions. Furthermore, many of these epidemiological DSS seek to aid understanding of the spreading dynamics of infectious diseases, not necessarily



their prevention. The latter could be addressed by accounting for animal nutritional deficiencies as well as animal management malpractices if nutrition were incorporated in the DSS for epidemiological modeling.

### *Opportunities*

Although integrated systems are required to develop more inclusive WFDSS to assist with sustainability, there are several limitations in modeling the dynamics of metabolism (McNamara, 2004), including lack of detailed and accurate data likely because of limitations in experimental focus and design (McNamara et al., 2016a). For instance, accurate nutrition and growth models could assist in the management of feedlot animals if the models accurately predicted body composition brought about by fat and protein deposition, two of the most influential variables in predicting animal requirements for growth. However, different genotypes have different rates of fat and protein deposition, and few MM accounts for them. Since the early 1980s, there have been considerable efforts in the understanding of growth of ruminants and the development of DSS to predict it (Loewer et al., 1980; Loewer et al., 1983; Bridges et al., 1986; Oltjen et al., 1986; Di Marco and Baldwin, 1989; Keele et al., 1992; Williams and Bennett, 1995; Kilpatrick and Steen, 1999; Oltjen et al., 2000; Hoch and Agabriel, 2004; Tedeschi et al., 2004). Because many factors inherent to the genetic makeup of the animal affect its composition of gain, the incorporation of nutrition with a genetic predisposition may likely advance the modeling and simulation of growth biology. Tedeschi (2015) provided a preliminary modeling approach to combine a nutrition and growth model with molecular breeding values obtained from commercial, single-nucleotide polymorphism panels. The author indicated that the molecular breeding values for the ribeye area were an important piece of genetic information for increasing the precision in predicting mature weight at a given body composition.

The future of mathematical modeling intrigues many researchers. Understanding it guides the investment of resources, including the time devoted to new learning experiences, towards the development of new techniques and the exploration of scientific frontiers. As depicted in Figure 3, the rise in the development of MM for ruminants occurred in 1985, and, as expected, a 10-yr delay was observed for pasture-related modeling. A collapse in the release of new MM for ruminant nutrition became

evident after 2010. It is hard to distinguish when the period of great model development and idea-sharing within the modeling community ended and the period of development decline and reshuffling of ideas within the community, plagued by a lack of innovation in nutrition modeling, started.

The field of animal nutrition modeling seems to have been stagnant for quite some time. On the one hand, this apparent stagnation may indicate that the field has reached a certain level of maturity that adequately meets the expectations of producers and stakeholders, taking away any pressure for further development. On the other hand, this apparent stagnation might be the reflection of many deficiencies acting alone or in combination that are suppressing interest by the scientific community and limiting resources to further develop the field. Continuous and effective communication and knowledge-sharing with non-scientists stakeholders is vital to raising their awareness and appreciation for complex modeling. Historically, however, this communication, including clear instructions on the acquisition of inputs needed to operate complex modeling in practice (Newman et al., 2000), has not been properly executed for many reasons (Cartwright et al., 2016).

There are indications that computer-based modeling and simulation are, in general, important in the learning and teaching of sciences, as well as proposals to include modeling in STEM (science, technology, engineering, and mathematics) curricula (Feurzeig and Roberts, 1999). Systems thinking has been commended as a required discipline for the development of systems-oriented MM (Senge, 1990; Sherwood, 2002). Systems thinking has to do with how we perceive the connection among entities (i.e., objects and variables) within a defined boundary; in essence, it is how we see the forest for the trees. However, under specific circumstances, the shortage or decline of innovative modeling in agriculture and life sciences may be partially explained by academia's failure to properly introduce students to MM (or systems thinking for that matter) and the overloading of faculty, which decreases their time for critical thinking about the subject.

Another deficiency leading to this apparent stagnation is the lack of novel ideas and concepts to further challenge the status quo. Reduced funding at the state and federal levels may have also contributed to the ever-declining rate of scientific production in agriculture (Rouquette et al., 2009; Black, 2018). The lack of learning experiences, slow transfer of knowledge, and the shortage of resources may not be exclusive to agriculture, but they are certainly restraining its development.

On the bright side, novel developments may be on the horizon with the advancement of innovative technologies in data analytics, such as deep learning. We may be entering an era of growth like the one in the 1950s, when the development and application of digital computing gave the needed boost to mathematical modeling in agriculture. The integration of mathematical modeling and AI is likely to spur an avant-garde technological wave in predictive analytics, yielding hybrid knowledge- and data-driven models.

## HYBRID KNOWLEDGE- AND DATA-DRIVEN MATHEMATICAL MODELING

The artificial neural network (ANN) technique has been around for some decades. It comprises many single, connected processors, called nodes, that are assembled to computationally mimic the perceived function of human brain neurons. Thousands of ANN neurons are interconnected among themselves and embedded in multiple layers of similar or different shapes (i.e., different neuron connection layouts). The ANN neurons of the first layer usually receive the inputs (e.g., values of independent variables), one input per neuron. When activated, each neuron sends a signal to another neuron in the next layer. This process happens subsequently throughout all layers until the ANN produces an overall output (e.g., a dependent variable).

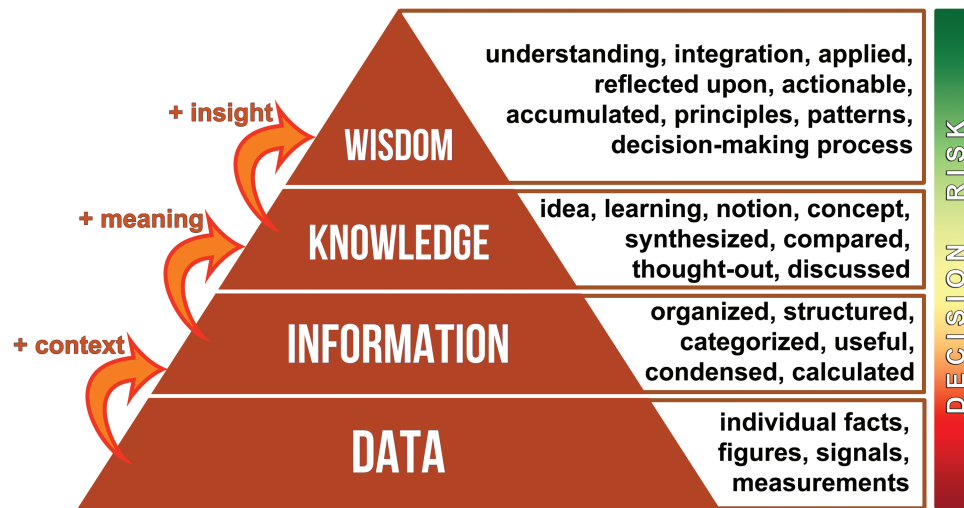
The basic building block of an ANN is the adaptive linear element that consists of cascaded neurons (i.e., layers) that produce binary outputs ( $\pm 1$ ) depending on the pattern of inputs (Widrow and Lehr, 1990). Many different forms and architectures of the basic ANN technique exist, including supervised and unsupervised learning, back-propagation, deep learning, and reinforcement learning, among many others (LeCun et al., 2015; Schmidhuber, 2015). These variants have been developed since the 1960s to improve the reliability and stability of imagery and sound recognition, patterns of quantifiable data over time, and prediction of output given different combinatorial variables, among many other uses. The mathematics behind these ANN variants are sophisticated, complex, and expanding as novel techniques are developed by combining operational research tools (e.g., dynamic programming and Markov chain) to assist in the credit assignment for problems of different characteristics (Widrow and Lehr, 1990).

Artificial intelligence comprises a group of extremely powerful data analytics, including machine learning (ML) and deep learning (DL),

that have benefited from the quick progress of ANN since the 1950s. A typical computer program uses inputs (i.e., raw data and independent variables) and hard code (i.e., logic and calculation rules) to produce outputs (i.e., dependent variables). In contrast, ML and DL use inputs and outputs to generate a set of rules (mostly statistical and optimization methods) that can sufficiently and accurately represent the data for detection and classification (LeCun et al., 2015; Chollet and Allaire, 2018).

Despite current applications of AI to solve problems in many different fields, including agriculture, and the tremendous technological advancement and refinements of AI, its role and utility in mathematical modeling are still unknown. Although some studies comparing ML and AI were improving the recognition of objects or increasing the predictability of models, other studies were identifying the limitations and shortcomings of this technology (NASEM, 2018). For instance, DL is a data-thirsty process that requires large data sets for training and evaluation processes (Figure 2) and, ideally, large variability within the data sets to cover as many combinatorial possibilities among variables as practicable (Kamilaris and Prenafeta-Boldú, 2018). Although the bootstrapping technique can partially alleviate the data shortage problem (Breiman, 1996), it may exclude natural variations and correlations among variables. The bootstrapping technique should be carefully used as it cannot substitute measured data. The second, and perhaps most serious, the drawback with the adoption of AI and its variants is the lack of transparency in the reasoning behind each prediction. Once an ANN layout is developed, almost nothing is known about the underlying mechanisms that produce the overall output (Knight, 2017). Indeed, DL methods are commonly called representation-learning methods with low to high degrees of abstraction as the number of layers increases (LeCun et al., 2015).

Unlike ML, DL has been shown to help solve multidimensional problems with intricate structures in several fields of science, including pharmaceutical, medical, physical, and psychological challenges (LeCun et al., 2015). The DL is a compelling data-crunching technique, but it may not be a genuine modeling approach because it is a black box whose workings we do not know or understand. DL alone incompletely fulfills the hierarchical learning steps of Ackoff's (1989) data-information-knowledge-wisdom (DIKW; Figure 5) pyramid that humans have been taught for centuries because it cannot provide insightful knowledge that leads to wisdom. The wisdom in the



**Figure 5.** The data–information–knowledge–wisdom pyramid based on [Ackoff \(1989\)](#). Data have no value until they are processed into a useable form given a context. Information contains data that underwent some kind of organization and systematic analyses. Knowledge represents information that has been gained and put into use, generally by a human. Wisdom is the possession of knowledge used to make intelligent connections between different agents and patterns needed to understand the principles and underlying mechanisms that govern the behavior of the data. In the decision risk color scale, red indicates high risk and green indicates the low risk associated with decision-making processes.

DIKW hierarchy ([Figure 5](#)) adds value to knowledge through methodical judgments, an important characteristic that differentiates humans from machines ([Ackoff, 1989](#)). The question then becomes, can we move forward with DL and mechanistic mathematical modeling and, if so, how?

Despite being incipient, the applications of ML and DL in agriculture are already a reality ([Kamilaris and Prenafeta-Boldú, 2018](#); [Liakos et al., 2018](#)). However, their integration with MM, more specifically mechanistic modeling, is embryonic. In cattle production, few studies in animal welfare ([Dutta et al., 2015](#)), genome-wide predictions ([González-Recio et al., 2014](#)) and breed classification ([Santoni et al., 2015](#)), genomics' expected progeny difference ([Okut et al., 2013](#)), anatomical biometrics for animal identification/recognition ([Kumar et al., 2018](#)), animal growth ([Alonso et al., 2013](#); [Alonso et al., 2015](#)), and rumen functioning ([Craninx et al., 2008](#); [Dong and Zhao, 2014](#)) have used AI technologies alone or in combination with other statistical methods. [Craninx et al. \(2008\)](#), for instance, compared the adequacy of ML to multilinear regression techniques for predicting ruminal volatile fatty acids production, measured by milk fatty acid composition, using data from 10 studies ( $n = 138$  observations) of rumen cannulated dairy cows. They reported that no significant differences between the techniques based on the mean square error of prediction statistic. [Kumar et al. \(2018\)](#) used DL and muzzle biometrics (imagery) for registration, unique identification, and verification of cattle. This is an interesting application of DL

ability to process images. The use of DL with animals' physical biometrics, to improve our ability to identify desired body characteristics and project growth patterns and carcass composition, has an enormous potential to identify optimum slaughter time of live cattle ([Tedeschi, 2017](#)).

The integration of knowledge- and data-driven modeling technologies, yielding hybrid artificial MM, seems plausible in the near future, after the fever of adopting new technology passes. Some fields have already partially addressed the possibility of incorporating ML with other modeling techniques. For instance, though it is not entirely clear how IPM can benefit from AI techniques, [Vemuri \(2003\)](#) might have shed some light on how ML can assist with broader usage of IPM. The supervised learning architecture is most commonly used in DL. However, unsupervised learning and reinforcement learning might be the way to combine DL and mechanistic MM because most human learning about the world's complexity is done in an unsupervised way, i.e., there is no pre-established relationship among variables, we learn them from inside-out. [LeCun et al. \(2015\)](#) indicated that AI is progressing by combining representation–learning methods (e.g., DL) with complex reasoning, perhaps including mechanistic modeling.

The data analytics field can be daunting to those with inadequate understanding. When combined with modeling approaches, data analytics may even frighten some potential users away from predictive analytics. Although there have been localized efforts ([Xu and Rhee, 2014](#)), our society must stimulate adequate training in AI technologies: their



possibilities, drawbacks, and opportunities. There is no good in teaching how to properly collect data when principles in data analytics, and modeling for that matter, are absent.

## CONCLUSION

Our inability to pose the right questions about the problem that needs to be solved and define its boundaries when developing models, as well as our intrinsic ambition to develop models to simulate systems rather than problems, might have limited the breadth and depth of mathematical modeling in agriculture and perhaps other fields of science. The emergence of data-intense computational technologies that require less systems-thinking about how things are interrelated may have helped disperse the interest in mechanistic, conceptual mathematical modeling. It also may have shifted the interest of, and attracted adopters to, statistics-oriented, data-intense, less-mechanistic modeling approaches such as AI. AI has its niche, but it cannot entirely replace mechanistic learning and systems-thinking approaches. Data-driven and knowledge-driven approaches must be merged into functional DSS that are sustainable and resilient by transferring fundamental knowledge while providing effective forecasting experiences. The premature adoption of AI or its derivations, likely sparked by the excitement of using cutting-edge technology, at the expense of knowledge-driven approaches may be obfuscating unintended consequences, such as the lack of learning and teaching practices, poor transfer of knowledge for training of future leaders and researchers, and the shortage of resources for experimental research. The future success of mathematical modeling relies on the development of redesigned models that can integrate existing technological advancements in data analytics to take advantage of accumulated scientific knowledge. However, reaching the next technological level requires the investment of resources in creating novel technologies for data gathering and analyses, confronting established assumptions, and rethinking and pioneering concepts rather than amending limited technologies or continuing to collect futile data (Tedeschi et al., 2017; Black, 2018).

## LITERATURE CITED

- Ackoff, R. L. 1989. From data to wisdom. *J. Appl. Syst. Anal.* 16:3–9.
- AFRC. 1993. Energy and protein requirements of ruminants. Agricultural and food research council. CABI Publishing, Wallingford, United Kingdom.
- ARC. 1965. The nutrient requirements of farm livestock. No. 2, Ruminants. H.M. Stationery Office, London, United Kingdom.
- Alderman, G., J. S. Blake, J. France, and E. Kebreab. 2001a. A critique of the cornell net carbohydrate and protein system with emphasis on dairy cattle. 2. The post-rumen digestion model. *J. Anim. Feed Sci.* 10(2):203–221. doi:10.22358/jafs/67979/2001
- Alderman, G., J. France, and E. Kebreab. 2001b. A critique of the cornell net carbohydrate and protein system with emphasis on dairy cattle. 1. The rumen model. *J. Anim. Feed Sci.* 10(1):1–24. doi:10.22358/jafs/67938/2001
- Alderman, G., J. France, and E. Kebreab. 2001c. A critique of the cornell net carbohydrate and protein system with emphasis on dairy cattle. 3. The requirements model. *J. Anim. Feed Sci.* 10(3):361–383. doi:10.22358/jafs/67991/2001
- Alonso, J., Á. R. Castañón, and A. Bahamonde. 2013. Support vector regression to predict carcass weight in beef cattle in advance of the slaughter. *Comput. Electron. Agric.* 91:116–120. doi: 10.1016/j.compag.2012.08.009
- Alonso, J., A. Villa, and A. Bahamonde. 2015. Improved estimation of bovine weight trajectories using Support Vector Machine Classification. *Comput. Electron. Agric.* 110:36–41. doi: 10.1016/j.compag.2014.10.001
- Andales, A. A., L. R. Ahuja, and G. A. Peterson. 2003. Evaluation of GPFARM for dryland cropping systems in Eastern Colorado. *Agron. J.* 95(6):1510–1524. doi: 10.2134/agronj2003.1510
- Augusiak, J., P. J. Van den Brink, and V. Grimm. 2014. Merging validation and evaluation of ecological models to 'evaluation': A review of terminology and a practical approach. *Ecol. Modell.* 280:117–128. doi:10.1016/j.ecolmodel.2013.11.009
- Baldwin, R. L. 1995. Modeling ruminant digestion and metabolism. Chapman & Hall, New York, NY.
- Baldwin, R. L., and J. L. Black. 1979. Simulation of the effects of nutritional and physiological status on the growth of mammalian tissues: description and evaluation of a computer program. CSIRO Animal Research Laboratories Technical Paper. No. 6. CSIRO, Melbourne, Australia. p. 1–35.
- Baldwin, R. L., J. France, D. E. Beever, M. Gill, and J. H. Thornley. 1987a. Metabolism of the lactating cow. III. Properties of mechanistic models suitable for evaluation of energetic relationships and factors involved in the partition of nutrients. *J. Dairy Res.* 54:133–145. doi:10.1017/S0022029900025243
- Baldwin, R. L., J. France, and M. Gill. 1987b. Metabolism of the lactating cow. I. Animal elements of a mechanistic model. *J. Dairy Res.* 54:77–105. doi:10.1017/S002202990002522X
- Baldwin, R. L., L. J. Koong, and M. J. Ulyatt. 1977. A dynamic model of ruminant digestion for evaluation of factors affecting nutritive value. *Agric. Syst.* 2(4):255–288. doi: 10.1016/0308-521X(77)90020-8
- Baldwin, R. L., J. H. Thornley, and D. E. Beever. 1987c. Metabolism of the lactating cow. II. Digestive elements of a mechanistic model. *J. Dairy Res.* 54:107–131. doi:10.1017/S0022029900025231
- Baldwin, R. L., N. E. Smith, J. Taylor, and M. Sharp. 1980. Manipulating metabolic parameters to improve growth rate and milk secretion. *J. Anim. Sci.* 51:1416–1428. doi:10.2527/jas1981.5161416x
- Bannink, A., J. France, S. Lopez, W. J. J. Gerrits, E. Kebreab, S. Tamminga, and J. Dijkstra. 2008. Modelling the implications of feeding strategy on



- rumen fermentation and functioning of the rumen wall. *Anim. Feed Sci. Technol.* 143(1–4):3–26. doi:10.1016/j.anifeedsci.2007.05.002
- Bannink, A., J. Kogut, J. Dijkstra, J. France, E. Kebreab, A. M. Van Vuuren, and S. Tamminga. 2006. Estimation of the stoichiometry of volatile fatty acid production in the rumen of lactating cows. *J. Theor. Biol.* 238:36–51. doi:10.1016/j.jtbi.2005.05.026.
- Baudracco, J., N. López-Villalobos, C. W. Holmes, E. A. Comeron, K. A. Macdonald, T. N. Barry, and N. C. Friggens. 2012. E-cow: an animal model that predicts herbage intake, milk yield and live weight change in dairy cows grazing temperate pastures, with and without supplementary feeding. *Animal* 6:980–993. doi:10.1017/S1751731111002370.
- Baudracco, J., N. López-Villalobos, C. W. Holmes, and K. A. Macdonald. 2010. Prediction of herbage dry matter intake for dairy cows grazing ryegrass-based pastures. In: *Proc. NZ Soc. Anim. Prod.*, v. 70. NZ Society of Animal Production, Palmerston North, NZ. p. 80–85.
- Bawden, R. J. 1991. Systems thinking and practice in agriculture. *J. Dairy Sci.* 74(7):2362–2373. doi:10.3168/jds.S0022-0302(91)78410-5
- Berntsen, J., B. M. Petersen, B. H. Jacobsen, J. E. Olesen, and N. J. Hutchings. 2003. Evaluating nitrogen taxation scenarios using the dynamic whole farm simulation model FASSET. *Agric. Syst.* 76(3):817–839. doi: 10.1016/S0308-521X(02)00111-7
- von Bertalanffy, L. 1969. General systems theory; foundations, development, applications. George Braziller, New York, NY.
- Black, J. L. 2018. Perspectives on animal research and its application. *Anim. Prod. Sci.* 58(4):756–766. doi: 10.1071/AN15793
- Blaxter, K. L. 1962. The energy metabolism of ruminants. Hutchinson, London, United Kingdom.
- Blaxter, K. L., and N. M. Graham. 1955. Plane of nutrition and starch equivalents. *J. Agric. Sci.* 46(3):292–306. doi: 10.1017/S0021859600040235
- Blaxter, K. L., and F. W. Wainman. 1961. The utilization of food by sheep and cattle. *J. Agric. Sci.* 57(3):419–425. doi: 10.1017/S0021859600049418
- Breiman, L. 1996. Bagging predictors. *Machine learning.* 24(2):123–140. doi: 10.1007/BF00058655
- Bridges, T. C., L. W. Turner, E. M. Smith, T. S. Stahly, and O. J. Loewer, Jr. 1986. A mathematical procedure for estimating animal growth and body composition. *Trans. ASAE.* 29(5):1342–1347. doi: 10.13031/2013.30320
- Brody, S. 1945. Bioenergetics and growth; with special reference to the efficiency complex in domestic animals. Reinhold Publishing Corporation, New York, NY.
- Bryant, J. R., and V. O. Snow. 2008. Modelling pastoral farm agro-ecosystems: a review. *N. Z. J. Agric. Res.* 51(3):349–363. doi: 10.1080/00288230809510466
- Cannas, A., L. O. Tedeschi, D. G. Fox, A. N. Pell, and P. J. Van Soest. 2004. A mechanistic model for predicting the nutrient requirements and feed biological values for sheep. *J. Anim. Sci.* 82(1):149–169. doi:10.2527/2004.821149x
- Cartwright, S. J., K. M. Bowgen, C. Collop, K. Hyder, J. Nabe-Nielsen, R. Stafford, R. A. Stillman, R. B. Thorpe, and R. M. Sibly. 2016. Communicating complex ecological models to non-scientist end users. *Ecol. Modell.* 338:51–59. doi: 10.1016/j.ecolmodel.2016.07.012
- Cerosaletti, P. E., D. G. Fox, and L. E. Chase. 2004. Phosphorus reduction through precision feeding of dairy cattle. *J. Dairy Sci.* 87:2314–2323. doi:10.3168/jds.S0022-0302(04)70053-3
- Chalupa, W., and R. C. Boston. 2003. Development of the CNCPS and CPM models: the sniffen affect. In: *Proc. Cornell Nutr. Conf. Feed Manuf.* New York State College of Agriculture & Life Sciences, Cornell University, Syracuse, NY. p. 15–24.
- Chollet, F., and J. J. Allaire. 2018. Deep learning with R. Manning Publications, Shelter Island, NY.
- Christensen, F. W. 1932. The protein requirements of beef cattle. *J. Anim. Sci.* 1932(1):26–33. doi:10.2527/jas1932.1932126x
- Chudy, A. 2006. Rostock feed evaluation system - an example of the transformation of energy and nutrient utilization models to practical application. In: Kebreab, E., J. Dijkstra, A. Bannink, W. J. J. Gerrits, and J. France, editors, *Nutrient digestion and utilization in farm animals: modelling approaches.* CABI Publishing, Cambridge, MA. p. 366–382.
- CSIRO. 1990. Feeding standards for Australian Livestock. Ruminants. Commonwealth Scientific and Industrial Research Organization, Melbourne, Australia.
- CSIRO. 2007. Nutrient requirements of domesticated ruminants. Commonwealth Scientific and Industrial Research Organization, Collingwood, VIC.
- Conrad, H. R., W. P. Weiss, W. O. Odwongo, and W. L. Shockey. 1984. Estimating net energy lactation from components of cell solubles and cell walls. *J. Dairy Sci.* 67(2):427–436. doi:10.3168/jds.S0022-0302(84)81320-X
- Craninx, M., V. Fievez, B. Vlaeminck, and B. De Baets. 2008. Artificial neural network models of the rumen fermentation pattern in dairy cattle. *Comput. Electron. Agric.* 60(2):226–238. doi: 10.1016/j.compag.2007.08.005
- Crooks, A. T., and A. B. Hailegiorgis. 2014. An agent-based modeling approach applied to the spread of cholera. *Environ. Modell. Softw.* 62(0):164–177. doi: 10.1016/j.envsoft.2014.08.027
- Crosson, P., L. Shalloo, D. O'Brien, G. J. Lanigan, P. A. Foley, T. M. Boland, and D. A. Kenny. 2011. A review of whole farm systems models of greenhouse gas emissions from beef and dairy cattle production systems. *Anim. Feed Sci. Technol.* 166–167(0):29–45. doi: 10.1016/j.anifeedsci.2011.04.001
- Danfær, A. 1990. A dynamic model of nutrient digestion and metabolism in lactating dairy cows. PhD Diss, Natl. Inst. Anim. Sci., Foulum, Denmark.
- Danfær, A., P. Huhtanen, P. Udén, J. Sveinbjörnsson, and H. Volden. 2006a. The nordic dairy cow model, karoline - description. In: Kebreab, E., J. Dijkstra, A. Bannink, W. J. J. Gerrits, and J. France, editors, *Nutrient digestion and utilization in farm animals: modelling approaches.* CABI Publishing, Cambridge, MA. p. 383–406.
- Danfær, A., P. Huhtanen, P. Udén, J. Sveinbjörnsson, and H. Volden. 2006b. The nordic dairy cow model, karoline – evaluation. In: Kebreab, E., J. Dijkstra, A. Bannink, W. J. J. Gerrits, and J. France, editors, *Nutrient digestion and utilization in farm animals: modelling approaches.* CABI Publishing, Cambridge, MA. p. 407–415.
- Del Prado, A., P. Crosson, J. E. Olesen, and C. A. Rotz. 2013. Whole-farm models to quantify greenhouse gas emissions and their potential use for linking climate change mitigation and adaptation in temperate grassland ruminant-based farming systems. *Animal.* 7(Supplements 2):373–385. doi: 10.1017/S1751731113000748

- Delagarde, R., P. Faverdin, C. Baratte, and J. L. Peyraud. 2011a. GrazeIn: a model of herbage intake and milk production for grazing dairy cows. 2. Prediction of intake under rotational and continuously stocked grazing management. *Grass Forage Sci.* 66(1):45–60. doi: 10.1111/j.1365-2494.2010.00769.x
- Delagarde, R., H. Valk, C. S. Mayne, A. J. Rook, A. Gonzalez-Rodriguez, C. Baratte, P. Faverdin, and J. L. Peyraud. 2011b. GrazeIn: a model of herbage intake and milk production for grazing dairy cows. 3. Simulations and external validation of the model. *Grass Forage Sci.* 66(1):61–77. doi: 10.1111/j.1365-2494.2010.00770.x
- Di Marco, O. N., and R. L. Baldwin. 1989. Implementation and evaluation of a steer growth model. *Agric. Syst.* 29(3):247–265. doi:10.1016/0308-521X(89)90055-3
- Dijkstra, J. 1993. Mathematical modelling and integration of rumen fermentation processes. PhD Diss, Univ. Wageningen, Wageningen.
- Dijkstra, J., H. D. Neal, D. E. Beever, and J. France. 1992. Simulation of nutrient digestion, absorption and outflow in the rumen: model description. *J. Nutr.* 122:2239–2256. doi:10.1093/jn/122.11.2239
- Dong, R., and G. Zhao. 2014. The use of artificial neural network for modeling in vitro rumen methane production using the CNCPS carbohydrate fractions as dietary variables. *Livest. Sci.* 162(0):159–167. doi: 10.1016/j.livsci.2013.12.033
- Donnelly, J. R., A. D. Moore, and M. Freer. 1997. GRAZPLAN: decision support systems for Australian grazing enterprises-I. Overview of the GRAZPLAN project, and a description of the MetAccess and LambAlive DSS. *Agric. Syst.* 54(1):57–76. doi:10.1016/S0308-521X(96)00046-7
- Dumas, A., J. Dijkstra, and J. France. 2008. Mathematical modelling in animal nutrition: a centenary review. *J. Agric. Sci.* 146:123–142. doi:10.1017/S0021859608007703
- Dutta, R., D. Smith, R. Rawnsley, G. Bishop-Hurley, J. Hills, G. Timms, and D. Henry. 2015. Dynamic cattle behavioural classification using supervised ensemble classifiers. *Comput. Electron. Agric.* 111:18–28. doi: 10.1016/j.compag.2014.12.002
- Eckard, R. J., C. Grainger, and C. A. M. de Klein. 2010. Options for the abatement of methane and nitrous oxide from ruminant production: a review. *Livest. Sci.* 130(1–3):47–56. doi: 10.1016/j.livsci.2010.02.010
- Eisemann, J. H., and L. O. Tedeschi. 2016. Predicting the amount of urea nitrogen recycled and used for anabolism in growing cattle. *J. Agric. Sci.* 154(06):1118–1129. doi: 10.1017/S0021859616000228
- Engl, H. W., C. Flamm, P. Kügler, J. Lu, S. Müller, and P. Schuster. 2009. Inverse problems in systems biology. *Inverse Probl.* 25(12):1–51. doi: 10.1088/0266-5611/25/12/123014
- Faverdin, P., C. Baratte, R. Delagarde, and J. L. Peyraud. 2011. GrazeIn: a model of herbage intake and milk production for grazing dairy cows. 1. Prediction of intake capacity, voluntary intake and milk production during lactation. *Grass Forage Sci.* 66(1):29–44. doi: 10.1111/j.1365-2494.2010.00776.x
- Feurzeig, W., and N. Roberts. 1999. Modeling and simulation in science and mathematics education. Modeling dynamic systems. Springer, New York, NY.
- Fishman, G. 2001. Discrete-event simulation. Springer, Chapel Hill, NC.
- Folke, C. 2006. Resilience: the emergence of a perspective for social–ecological systems analyses. *Global Environ. Change.* 16(3):253–267. doi: 10.1016/j.gloenvcha.2006.04.002
- Ford, A. 1999. Modeling the environment: an introduction to system dynamics modeling of environmental systems. Island Press, Washington, DC.
- Forrester, J. W. 1961. Industrial dynamics. MIT Press, Cambridge, MA.
- Fox, D. G., and J. R. Black. 1984. A system for predicting body composition and performance of growing cattle. *J. Anim. Sci.* 58(3):725–739. doi:10.2527/jas1984.583725x
- Fox, D. G., C. J. Sniffen, J. D. O'Connor, J. B. Russell, and P. J. Van Soest. 1990. The cornell net carbohydrate and protein system for evaluating cattle diets. Search:agriculture. No. 34. Cornell Univ. Agri. Exp. Station, Ithaca, NY. p. 128.
- Fox, D. G., C. J. Sniffen, J. D. O'Connor, J. B. Russell, and P. J. Van Soest. 1992. A net carbohydrate and protein system for evaluating cattle diets: III. Cattle requirements and diet adequacy. *J. Anim. Sci.* 70:3578–3596. doi:10.2527/1992.70113578x
- Fox, D. G., L. O. Tedeschi, T. P. Tylutki, J. B. Russell, M. E. Van Amburgh, L. E. Chase, A. N. Pell, and T. R. Overton. 2004. The cornell net carbohydrate and protein system model for evaluating herd nutrition and nutrient excretion. *Anim. Feed Sci. Technol.* 112(1):29–78. doi: 10.1016/j.anifeeds.2003.10.006
- France, J. 2013. Application of mathematical modelling in animal nutrition, physiology and energy balance. In: Oltjen, J. W., E. Kebreab, and H. Lapierre, editors, Proceedings of the 4th international symposium on energy and protein metabolism and nutrition. Wageningen Academic Publishers, Sacramento, CA. p. 517–519.
- France, J., and E. Kebreab. 2008. Mathematical modelling in animal nutrition. CABI Publishing, Wallingford, United Kingdom.
- France, J., and J. H. M. Thornley. 1984. Mathematical models in agriculture: a quantitative approach to problems in agriculture and related sciences. Butterworths, London, United Kingdom.
- France, J., J. H. M. Thornley, and D. E. Beever. 1982. A mathematical model of the rumen. *J. Agric. Sci.* 99(2):343–353. doi:10.1017/S0021859600030124
- France, J., J. H. M. Thornley, R. L. Baldwin, and K. A. Crist. 1992. On solving stiff equations with reference to simulating ruminant metabolism. *J. Theor. Biol.* 156(4):525–539. doi: 10.1016/S0022-5193(05)80642–3
- Freer, M., A. D. Moore, and J. R. Donnelly. 1997. GRAZPLAN: decision support systems for Australian grazing enterprises-II. The animal biology model for feed intake, production and reproduction and the GrazFeed DSS. *Agric. Syst.* 54(1):77–126. doi: 10.1016/S0308-521X(96)00045-5
- Friggens, N. C., K. L. Ingvarsen, and G. C. Emmans. 2004. Prediction of body lipid change in pregnancy and lactation. *J. Dairy Sci.* 87:988–1000. doi:10.3168/jds.S0022-0302(04)73244-0
- Galyean, M. L., N. A. Cole, L. O. Tedeschi, and M. E. Branine. 2016. Board-Invited Review: efficiency of converting digestible energy to metabolizable energy and reevaluation of the california net energy system maintenance requirements and equations for predicting dietary net energy values for beef cattle. *J. Anim. Sci.* 94:1329–1341. doi:10.2527/jas.2015-0223.

- Galyean, M. L., and L. O. Tedeschi. 2014. Predicting microbial protein synthesis in beef cattle: relationship to intakes of total digestible nutrients and crude protein. *J. Anim. Sci.* 92:5099–5111. doi:10.2527/jas.2014-8098
- Garnett, T., and C. Godfray. 2012. Sustainable intensification in agriculture: navigating a course through competing food system priorities. Food climate research network and the Oxford Martin programme on the future of food. University of Oxford, Oxford, United Kingdom. p. 51. <http://www.futureoffood.ox.ac.uk/sustainable-intensification> (Accessed 13 February 2015.)
- Gill, M., J. H. Thornley, J. L. Black, J. D. Oldham, and D. E. Beever. 1984. Simulation of the metabolism of absorbed energy-yielding nutrients in young sheep. *Br. J. Nutr.* 52:621–649. doi:10.1079/BJN19840129
- González-Recio, O., G. J. M. Rosa, and D. Gianola. 2014. Machine learning methods and predictive ability metrics for genome-wide prediction of complex traits. *Livest. Sci.* 166(0):217–231. doi: 10.1016/j.livsci.2014.05.036
- Graux, A. I., M. Gaurut, J. Agabriel, R. Baumont, R. Delagarde, L. Delaby, and J. F. Soussana. 2011. Development of the pasture simulation model for assessing livestock production under climate change. *Agric. Ecosys. Environ.* 144(1):69–91. doi: 10.1016/j.agee.2011.07.001
- Gregorini, P., P. C. Beukes, M. D. Hanigan, G. Waghorn, S. Muetzel, and J. P. McNamara. 2013a. Comparison of updates to the molly cow model to predict methane production from dairy cows fed pasture. *J. Dairy Sci.* 96:5046–5052. doi:10.3168/jds.2012-6288.
- Gregorini, P., P. C. Beukes, A. J. Romera, G. Levy, and M. D. Hanigan. 2013b. A model of diurnal grazing patterns and herbage intake of a dairy cow, MINDY: model description. *Ecol. Modell.* 270:11–29. doi: 10.1016/j.ecolmodel.2013.09.001
- Gregorini, P., P. C. Beukes, G. C. Waghorn, D. Pacheco, and M. D. Hanigan. 2015. Development of an improved representation of rumen digesta outflow in a mechanistic and dynamic model of a dairy cow. *Molly. Ecol. Modell.* 313:293–306. doi: 10.1016/j.ecolmodel.2015.06.042
- Guttorp, P. 1995. Stochastic modeling of scientific data. Chapman & Hall, New York, NY.
- Guzzi, R., T. Colombo, and P. Paci. 2018. Inverse problems in systems biology: A critical review. In: Bizzarri, M., editor, *Systems biology*. Springer New York, New York, NY. p. 69–94. doi: 10.1007/978-1-4939-7456-6\_6
- Haefner, J. W. 1996. Modeling biological systems: principles and applications. 1st ed. Chapman & Hall, New York, NY.
- Hanigan, M. D. 2005. Quantitative aspects of ruminant predicting animal performance. *Anim. Sci.* 80(1):23–32. doi: 10.1079/ASC40920023
- Harvey, N., A. Reeves, M. A. Schoenbaum, F. J. Zagmutt-Vergara, C. Dubé, A. E. Hill, B. A. Corso, W. B. McNab, C. I. Cartwright, and M. D. Salman. 2007. The north american animal disease spread model: a simulation model to assist decision making in evaluating animal disease incursions. *Prev. Vet. Med.* 82:176–197. doi:10.1016/j.prevetmed.2007.05.019
- Heard, J. W., D. C. Cohen, P. T. Doyle, W. J. Wales, and C. R. Stockdale. 2004. Diet check - a tactical decision support tool for feeding decisions with grazing dairy cows. *Anim. Feed Sci. Technol.* 112:177–194. doi: 10.1016/j.anifeedsci.2003.10.012
- Hellweger, F. L., and V. Bucci. 2009. A bunch of tiny individuals--Individual-based modeling for microbes. *Ecol. Modell.* 220(1):8–22. doi:10.1016/j.ecolmodel.2008.09.004
- Herrero, M. 1997. Modelling dairy grazing systems: an integrated approach. PhD Diss, Univ. Edinburgh, Edinburgh, United Kingdom.
- Herrero, M., P. Havlík, H. Valin, A. Notenbaert, M. C. Rufino, P. K. Thornton, M. Blümmel, F. Weiss, D. Grace, and M. Obersteiner. 2013. Biomass use, production, feed efficiencies, and greenhouse gas emissions from global livestock systems. *Proc. Natl. Acad. Sci. U S A.* 110:20888–20893. doi:10.1073/pnas.1308149110
- Herrero, M., R. H. Fawcett, and J. B. Dent. 2000a. Modelling the growth and utilisation of kikuyu grass (*Pennisetum clandestinum*) under grazing. 2. Model validation and analysis of management practices. *Agric. Syst.* 65(2):99–111. doi: 10.1016/S0308-521X(00)00029-9
- Herrero, M., R. H. Fawcett, V. Silveira, J. Busqué, A. Bernués, and J. B. Dent. 2000b. Modelling the growth and utilisation of kikuyu grass (*Pennisetum clandestinum*) under grazing. 1. Model definition and parameterisation. *Agric. Syst.* 65(2):73–97. doi: 10.1016/S0308-521X(00)00028-7
- Hoch, T., and J. Agabriel. 2004. A mechanistic dynamic model to estimate beef cattle growth and body composition: 1. Model description. *Agric. Syst.* 81(1):1–15. doi:10.1016/j.agsy.2003.08.005
- Hoffmann, L., R. Schiemann, W. Jentsch, and G. Henseler. 1974. Die verwertung der futterenergie für die milchproduktion. *Archiv für Tierernaehrung.* 24(3):245–261. doi:10.1080/17450397409423145
- Illius, A. W., and I. J. Gordon. 1991. Prediction of intake and digestion in ruminants by a model of rumen kinetics integrating animal size and plant characteristics. *J. Agric. Sci.* 116(1):145–157. doi: 10.1017/S0021859600076255
- INRA. 1989. Ruminant nutrition. Recommended allowances and feed tables. Institut National de la Recherche Agronomique, John Libbey Eurotext, Montrouge, France.
- INRA. 2007. Alimentation des bovins, ovins et caprins. Besoins des animaux. Valeurs des aliments. Editions Quae, Versailles, France.
- INRA. 2018. INRA feeding system for ruminants. Wageningen Academic Publishers, Wageningen, The Netherlands.
- Jentsch, W., A. Chudy, and M. Beyer. 2003. Rostock feed evaluation system: reference numbers of feed value and requirement on the base of net energy. Plexus Verlag, Miltenberg-Frankfurt, Germany.
- Johnson, I. R., D. F. Chapman, V. O. Snow, R. J. Eckard, A. J. Parsons, M. G. Lambert, and B. R. Cullen. 2008. DairyMod and EcoMod: biophysical pasture-simulation models for Australia and New Zealand. *Austr. J. Exp. Agric.* 48(5):621–631. doi: 10.1071/EA07133
- Johnson, I. R., G. M. Lodge, and R. E. White. 2003. The sustainable grazing systems pasture model: Description, philosophy and application to the sgs national experiment. *Austr. J. Exp. Agric.* 43(8):711–728. doi: 10.1071/EA02213
- Jones, J. W., J. M. Antle, B. Basso, K. J. Boote, R. T. Conant, I. Foster, H. C. J. Godfray, M. Herrero, R. E. Howitt, S. Janssen, et al. 2017. Toward a new generation of agricultural system data, models, and knowledge products: state of agricultural systems science. *Agric. Syst.* 155:269–288. doi:10.1016/j.agsy.2016.09.021
- Jouven, M., P. Carrère, and R. Baumont. 2006a. Model predicting dynamics of biomass, structure and digestibility of herbage in managed permanent pastures. 1. Model description. *Grass Forage Sci.* 61(2):112–124. doi: 10.1111/j.1365-2494.2006.00515.x



- Jouven, M., P. Carrère, and R. Baumont. 2006b. Model predicting dynamics of biomass, structure and digestibility of herbage in managed permanent pastures. 2. Model evaluation. *Grass Forage Sci.* 61(2):125–133. doi: 10.1111/j.1365-2494.2006.00517.x
- Kamilaris, A., and F. X. Prenafeta-Boldú. 2018. Deep learning in agriculture: a survey. *Comput. Electron. Agric.* 147:70–90. doi: 10.1016/j.compag.2018.02.016
- Keele, J. W., C. B. Williams, and G. L. Bennett. 1992. A computer model to predict the effects of level of nutrition on composition of empty body gain in beef cattle: I. Theory and development. *J. Anim. Sci.* 70:841–857. doi:10.2527/1992.703841x
- Kilpatrick, D. J., and R. W. J. Steen. 1999. A predictive model for beef cattle growth and carcass composition. *Agric. Syst.* 61(2):95–107. doi:10.1016/S0308-521X(99)00040-2
- Kim, Y., J. Son, Y.-S. Lee, M. Lee, J. Hong, and K. Cho. 2019. Integration of an individual-oriented model into a system dynamics model: an application to a multi-species system. *Environ. Modell. Softw.* 112:23–35. doi: 10.1016/j.envsoft.2018.11.009
- Kleiber, M. 1961. *The fire of life: an introduction to animal energetics.* John Wiley & Sons, Inc., New York, NY.
- Knight, W. 2017. The dark secret at the heart of AI. *MIT Technol. Rev.* 120(3):54–65.
- Kumar, S., A. Pandey, K. Sai Ram Satwik, S. Kumar, S. K. Singh, A. K. Singh, and A. Mohan. 2018. Deep learning framework for recognition of cattle using muzzle point image pattern. *Measurement* 116:1–17. doi: 10.1016/j.measurement.2017.10.064
- Lantier, F. 2014. Animal models of emerging diseases: an essential prerequisite for research and development of control measures. *Anim. Frontiers* 4(1):7–12. doi: 10.2527/af.2014-0002
- Law, A. M. 2007. *Simulation modeling and analysis.* 4th ed. Industrial Engineering and Management Science. McGraw-Hill, Boston.
- LeCun, Y., Y. Bengio, and G. Hinton. 2015. Deep learning. *Nature* 521:436–444. doi:10.1038/nature14539
- Leroy, A. M. 1954. Utilization de l'énergie des aliments par les animaux. *Ann. Zootech.* 3(4):337–372.
- Liakos, G. K., P. Busato, D. Moshou, S. Pearson, and D. Bochtis. 2018. Machine learning in agriculture: a review. *Sensors* 18(8):1–29. doi: 10.3390/s18082674
- Liu, J., H. Mooney, V. Hull, S. J. Davis, J. Gaskell, T. Hertel, J. Lubchenco, K. C. Seto, P. Gleick, C. Kremen, et al. 2015. Sustainability. Systems integration for global sustainability. *Science* 347:1258832. doi:10.1126/science.1258832
- Loewer, O. J., Jr. 1998. GRAZE: A beef-forage model of selective grazing. In: R. M. Peart and R. B. Curry, editors, *Agricultural systems modeling and simulation.* Marcel Dekker, Inc, New York, NY. p. 301–417.
- Loewer, O. J., Jr., E. M. Smith, G. Benock, N. Gay, T. Bridges, and L. Wells. 1980. Dynamic simulation of animal growth and reproduction. *Trans. ASAE.* 23(1):131–0138. doi: 10.13031/2013.34539
- Loewer, O. J., E. M. Smith, K. L. Taul, L. W. Turner, and N. Gay. 1983. A body composition model for predicting beef animal growth. *Agric. Syst.* 10(4):245–256. doi:10.1016/0308-521X(83)90047-1
- Loewer, O. J., Jr., E. M. Smith, G. Benock, T. C. Bridges, L. Wells, N. Gay, S. Burgess, L. Springate, and D. Debertin. 1981. A simulation model for assessing alternate strategies for beef production with land, energy and economic constraints. *Trans. ASAE.* 24(1):164–0173. doi: 10.13031/2013.34218
- Lofgreen, G. P., and W. N. Garrett. 1968. A system for expressing net energy requirements and feed values for growing and finishing beef cattle. *J. Anim. Sci.* 27(3):793–806. doi: 10.2527/jas1968.273793x
- Lofgren, E. T., M. E. Halloran, C. M. Rivers, J. M. Drake, T. C. Porco, B. Lewis, W. Yang, A. Vespignani, J. Shaman, J. N. Eisenberg, et al. 2014. Opinion: mathematical models: a key tool for outbreak response. *Proc. Natl. Acad. Sci. U S A.* 111:18095–18096. doi:10.1073/pnas.1421551111
- Macal, C. M., and M. J. North. 2005. Tutorial on agent-based modeling and simulation. In: Kuhl, M. E., N. M. Steiger, F. B. Armstrong, and J. A. Joines, editors, *Proc. Winter Simul. Conf., Orlando, Florida.* p. 2–15.
- Makkar, H. P. S. 2013. Towards sustainable animal diets In: Makkar, H. P. S. and D. Beever, editors, *Proc. FAO Anim. Prod. Health, v. No. 16. Food and Agriculture Organization of the United Nations (FAO) and Asian-Australasian Association of Animal Production Societies, Bangkok, Thailand.* p. 67–74. <http://www.fao.org/docrep/018/i3331e/i3331e.pdf> (Accessed 13 February 2015.)
- Makkar, H. P. S., and P. Ankers. 2014. Towards sustainable animal diets: a survey-based study. *Anim. Feed Sci. Technol.* 198:309–322. doi: 10.1016/j.anifeedsci.2014.09.018
- Martin-Clouaire, R., and J. Clouaire. 2009. Modelling and simulating work practices in agriculture. *Int. J. Metadata Semant. Ontol.* 4(1–2):42–53. doi:10.1504/IJMSO.2009.026253
- McNamara, J. P. 2004. Research, improvement and application of mechanistic, biochemical, dynamic models of metabolism in lactating dairy cattle. *Anim. Feed Sci. Technol.* 112:155–176. doi:10.1016/j.anifeedsci.2003.10.010
- McNamara, J. P., K. Huber, and A. Kenéz. 2016b. A dynamic, mechanistic model of metabolism in adipose tissue of lactating dairy cattle. *J. Dairy Sci.* 99(7):5649–5661. doi: 10.3168/jds.2015–9585
- McNamara, J. P., M. D. Hanigan, and R. R. White. 2016a. *Invited review: experimental design, data reporting, and sharing in support of animal systems modeling research.* *J. Dairy Sci.* 99:9355–9371. doi:10.3168/jds.2015-10303
- McNamara, J. P., and S. L. Shields. 2013. Reproduction during lactation of dairy cattle: integrating nutritional aspects of reproductive control in a systems research approach. *Anim. Frontiers* 3(4):76–83. doi: 10.2527/af.2013-0037
- Meerschaert, M. M. 2007. *Mathematical modeling.* 4th ed. Elsevier/Academic Press, Amsterdam, The Netherlands.
- Mertens, D. R. 1985. Factors influencing feed intake in lactating cows: from theory to application using neutral detergent fiber. *Proc. Ga. Nutr. Conf. Feed Ind. Atlanta, GA.* p. 1–18.
- Mertens, D. R. 1987. Predicting intake and digestibility using mathematical models of ruminal function. *J. Anim. Sci.* 64:1548–1558. doi:10.2527/jas1987.6451548x
- Miller, T. W. 2014. *Modeling techniques in predictive analytics; business problems and solutions with R.* Pearson Education, Inc., New Jersey, NJ.
- Mills, J. A., J. Dijkstra, A. Bannink, S. B. Cammell, E. Kebreab, and J. France. 2001. A mechanistic model of whole-tract digestion and methanogenesis in the lactating dairy cow: model development, evaluation, and application. *J. Anim. Sci.* 79:1584–1597. doi:10.2527/2001.7961584x



- Ministry of Agriculture, Fisheries and Food. 1975. Energy allowances and feeding systems for ruminants. Technical Bulletin. No. 33. Her Majesty's Stationery Office, London, United Kingdom. p. 77.
- Moate, P. J., W. Chalupa, T. G. Jenkins, and R. C. Boston. 2004. A model to describe ruminal metabolism and intestinal absorption of long chain fatty acids. *Anim. Feed Sci. Technol.* 112(1):79–105. doi:10.1016/j.anifeedsci.2003.10.007
- Moe, P. W., H. F. Tyrrell, and W. P. Flatt. 1970. Partial efficiency of energy use for maintenance, lactation, body gain and gestation in the dairy cow. In: Schürch, A. and C. Wenk, editors, *Proc. 5th Energy Metab. Farm Anim.* EAAP Publications, v. 13. EAAP, Vitznau, Switzerland. p. 65–68.
- Moore, A. D., J. R. Donnelly, and M. Freer. 1997. GRAZPLAN: decision support systems for Australian grazing enterprises. III. Pasture growth and soil moisture submodels, and the GrassGro DSS. *Agric. Syst.* 55(4):535–582. doi:10.1016/S0308-521X(97)00023-1
- Moore, A. D., D. P. Holzworth, N. I. Herrmann, N. I. Huth, and M. J. Robertson. 2007. The common modelling protocol: a hierarchical framework for simulation of agricultural and environmental systems. *Agric. Syst.* 95(1–3):37–48. doi: 10.1016/j.agry.2007.03.006
- Morecroft, J. 2007. *Strategic modelling and business dynamics: a feedback systems approach.* John Wiley & Sons, Ltd, New York, NY.
- Nagorcka, B. N., G. L. R. Gordon, and R. A. Dynes. 2000. Towards a more accurate representation of fermentation in mathematical models of the rumen In: J. P. McNamara, J. France, and D. E. Beaver, editors, *Modelling nutrient utilization in farm animals.* CABI Publishing, New York, NY. p. 37–48.
- National Academies of Sciences, Engineering, and Medicine. 2016. *Nutrient requirements of beef cattle. (8th ed.). Nutrient requirements of domestic animals.* Natl. Acad. Press, Washington, DC. doi: 10.17226/19014
- National Academies of Sciences, Engineering, and Medicine. 2018. *The frontiers of machine learning: 2017 raymond and beverly sackler U.S.-U.K. Scientific Forum.* Natl. Acad. Press, Washington, DC. <http://nap.edu/25021> (Accessed 16 November 2018.) doi: 10.17226/25021
- NRC. 1921. Cooperative experiments upon the protein requirements for the growth of cattle - I. No. 12. In: H. P. Armsby, editor, *Bulletin of the National Research Council.* National Academy of Sciences, Washington, D.C. p. 288. <http://hdl.handle.net/2027/umn.31951000451783s> (Accessed 26 December 2019.)
- NRC. 1924. Cooperative experiments upon the protein requirements for the growth of cattle - II. No. 42. In: E. B. Forbes, editor, *Bulletin of the National Research Council.* Natl. Acad. Press, Washington, DC. p. 49. <http://hdl.handle.net/2027/umn.31951d00190202i> (Accessed 26 December 2019.)
- NRC. 1944a. Recommended nutrient allowances for poultry. Recommended nutrient allowances for domestic animals. Natl. Acad. Press, Washington, DC.
- NRC. 1944b. Recommended nutrient allowances for swine. Recommended nutrient allowances for domestic animals. Natl. Acad. Press, Washington, DC.
- NRC. 1945a. Recommended nutrient allowances for beef cattle. Recommended nutrient allowances for domestic animals. Natl. Acad. Press, Washington, DC.
- NRC. 1945b. Recommended nutrient allowances for dairy cattle. Recommended nutrient allowances for domestic animals. Natl. Acad. Press, Washington, DC.
- NRC. 1945c. Recommended nutrient allowances for sheep. Recommended nutrient allowances for domestic animals. Natl. Acad. Press, Washington, DC. doi: 10.17226/21454
- NRC. 1949. Recommended nutrient allowances for horses. Recommended nutrient allowances for domestic animals. Natl. Acad. Press, Washington, DC.
- NRC. 1950a. Recommended nutrient allowances for beef cattle. 1st ed. Recommended nutrient allowances for domestic animals. Natl. Acad. Press, Washington, DC.
- NRC. 1950b. Recommended nutrient allowances for dairy cattle. 1st ed. Nutrient requirements of domestic animals. Natl. Acad. Press, Washington, DC.
- NRC. 1956. Nutrient requirements of dairy cattle. 2nd ed. Nutrient requirements of domestic animals. Natl. Acad. Press, Washington, DC. doi: 10.17226/20679
- NRC. 1958. Nutrient requirements of beef cattle. 2nd ed. Nutrient requirements of domestic animals. Natl. Acad. Press, Washington, DC. doi: 10.17226/20682
- NRC. 1963. Nutrient requirements of beef cattle. 3rd ed. Nutrient requirements of domestic animals. Natl. Acad. Press, Washington, DC.
- NRC. 1966. Nutrient requirements of dairy cattle. (3rd ed.). Nutrient requirements of domestic animals. Natl. Acad. Press, Washington, DC. doi: 10.17226/20680
- NRC. 1970. Nutrient requirements of beef cattle. (4th ed.). Nutrient requirements of domestic animals. Natl. Acad. Press, Washington, DC.
- NRC. 1971. Nutrient requirements of dairy cattle. (4th ed.). Nutrient requirements of domestic animals. Natl. Acad. Press, Washington, DC.
- NRC. 1974. Research needs in animal nutrition. Natl. Acad. Press, Washington, DC. doi: 10.17226/20116
- NRC. 1976. Nutrient requirements of beef cattle. (5th ed.). Nutrient requirements of domestic animals. Natl. Acad. Press, Washington, DC.
- NRC. 1978. Nutrient requirements of dairy cattle. (5th ed.). Nutrient requirements of domestic animals. Natl. Acad. Press, Washington, DC. doi: 10.17226/20049
- NRC. 1984. Nutrient requirements of beef cattle. (6th ed.). Nutrient requirements of domestic animals. Natl. Acad. Press, Washington, DC. doi: 10.17226/19398
- NRC. 1985. Ruminant nitrogen usage. Natl. Acad. Press, Washington, DC. doi: 10.17226/615
- NRC. 1989. Nutrient requirements of dairy cattle. (updated 6th ed.). Nutrient requirements of domestic animals. Natl. Acad. Press, Washington, DC.
- NRC. 1996. Nutrient requirements of beef cattle. (7th ed.). Nutrient requirements of domestic animals. Natl. Acad. Press, Washington, DC.
- NRC. 2000. Nutrient requirements of beef cattle. (updated 7th ed.). Nutrient requirements of domestic animals. Natl. Acad. Press, Washington, DC. doi: 10.17226/9791
- NRC. 2001. Nutrient requirements of dairy cattle. (7th ed.). Nutrient requirements of domestic animals. Natl. Acad. Press, Washington, DC. doi: 10.17226/9825
- NRC. 2007. Nutrient requirements of small ruminants: sheep, goats, cervids, and new world camelids. (6th ed.). Nutrient requirements of small ruminants. Natl. Acad. Press, Washington, DC. doi: 10.17226/11654
- Neal, H. D., J. Dijkstra, and M. Gill. 1992. Simulation of nutrient digestion, absorption and outflow in the rumen: model evaluation. *J. Nutr.* 122:2257–2272. doi:10.1093/jn/122.11.2257

- Nehring, K., R. Schiemann, and L. Hoffmann. 1966. Vorschlag eines neuen systems der energetischen bewertung des futters auf der grundlage der nettoenergie-fett. In: Sitzungsberichte Deutschen Akademie der Landwirtschaftswissenschaften. Berlin, Germany. p. 19–30.
- Newman, S., T. Lynch, and A. A. Plummer. 2000. Success and failure of decision support systems: learning as we go. *J. Anim. Sci.* 77(E-Suppl):1–12. doi: 10.2527/jas2000.77E-Suppl1e
- O'Connor, J. D., C. J. Sniffen, D. G. Fox, and W. Chalupa. 1993. A net carbohydrate and protein system for evaluating cattle diets: IV. Predicting amino acid adequacy. *J. Anim. Sci.* 71:1298–1311. doi:10.2527/1993.7151298x
- Okut, H., X. L. Wu, G. J. Rosa, S. Bauck, B. W. Woodward, R. D. Schnabel, J. F. Taylor, and D. Gianola. 2013. Predicting expected progeny difference for marbling score in angus cattle using artificial neural networks and bayesian regression models. *Genet. Sel. Evol.* 45:34. doi:10.1186/1297-9686-45-34
- Oltjen, J. W., A. C. Bywater, R. L. Baldwin, and W. N. Garrett. 1986. Development of a dynamic model of beef cattle growth and composition. *J. Anim. Sci.* 62(1):86–97. doi:10.2527/jas1986.62186x
- Oltjen, J. W., A. B. Pleasants, T. K. Soboleva, and V. H. Oddy. 2000. Second-generation dynamic cattle growth and composition models. In: J. P. McNamara, J. France, and D. E. Beever, editors, *Modelling nutrient utilization in farm animals*. CABI Publishing, New York, NY. p. 197–209.
- Oreskes, N., K. Shrader-Frechette, and K. Belitz. 1994. Verification, validation, and confirmation of numerical models in the earth sciences. *Science* 263:641–646. doi:10.1126/science.263.5147.641
- Paloheimo, L., and I. Paloheimo. 1949. On the estimation of the total of vegetable membrane substances. *J. Sci. Agric. Soc. Finl.* 21:1–16. doi:10.23986/afsci.71262
- Perry, B. D., D. Grace, and K. Sones. 2013. Current drivers and future directions of global livestock disease dynamics. *Proc. Natl. Acad. Sci. U S A.* 110:20871–20877. doi:10.1073/pnas.1012953108
- Pitt, R. E., J. S. Van Kessel, D. G. Fox, A. N. Pell, M. C. Barry, and P. J. Van Soest. 1996. Prediction of ruminal volatile fatty acids and ph within the net carbohydrate and protein system. *J. Anim. Sci.* 74:226–244. doi:10.2527/1996.741226x
- Power, D. J. 2008. Decision support systems: A historical overview. In: F. Burstein and C. W. Holsapple, editors, *Handbook on decision support systems 1: Basic themes*. Springer Berlin Heidelberg, Berlin, Heidelberg. p. 121–140. doi: 10.1007/978-3-540-48713-5\_7
- Reynoso-Campos, O., D. G. Fox, R. W. Blake, M. C. Barry, L. O. Tedeschi, C. F. Nicholson, H. M. Kaiser, and P. A. Oltenacu. 2004. Predicting nutritional requirements and lactation performance of dual-purpose cows using a dynamic model. *Agric. Syst.* 80(1):67–83. doi:10.1016/j.agry.2003.06.003
- Riedo, M., A. Grub, M. Rosset, and J. Fuhrer. 1998. A pasture simulation model for dry matter production, and fluxes of carbon, nitrogen, water and energy. *Ecol. Modell.* 105(2):141–183. doi: 10.1016/S0304-3800(97)00110-5
- Rotz, C. A., D. R. Buckmaster, and J. W. Comerford. 2005. A beef herd model for simulating feed intake, animal performance, and manure excretion in farm systems. *J. Anim. Sci.* 83:231–242. doi:10.2527/2005.831231x
- Rotz, C. A., D. R. Mertens, D. R. Buckmaster, M. S. Allen, and J. H. Harrison. 1999. A dairy herd model for use in whole farm simulations. *J. Dairy Sci.* 82:2826–2840. doi:10.3168/jds.S0022-0302(99)75541-4.
- Rouquette, F. M., Jr, L. A. Redmon, G. E. Aiken, G. M. Hill, L. E. Sollenberger, and J. Andrae. 2009. ASAS centennial paper: future needs of research and extension in forage utilization. *J. Anim. Sci.* 87:438–446. doi:10.2527/jas.2008-1273
- Russell, J. B., J. D. O'Connor, D. G. Fox, P. J. Van Soest, and C. J. Sniffen. 1992. A net carbohydrate and protein system for evaluating cattle diets: I. Ruminant fermentation. *J. Anim. Sci.* 70:3551–3561. doi:10.2527/1992.70113551x
- Sandefur, J. T. 1991. Discrete dynamical modeling. *Coll. Math. J.* 22(1):13–22. doi: 10.1080/07468342.1991.11973354
- Sandefur, J. T. 1993. *Discrete dynamical modeling*. Oxford Univ. Press, New York, NY.
- Santoni, M. M., D. I. Sensuse, A. M. Arymurthy, and M. I. Fanany. 2015. Cattle race classification using gray level co-occurrence matrix convolutional neural networks. *Procedia Comput. Sci.* 59:493–502. doi: 10.1016/j.procs.2015.07.525
- Sauvant, D., and P. Nozière. 2016. Quantification of the main digestive processes in ruminants: the equations involved in the renewed energy and protein feed evaluation systems. *Animal* 10:755–770. doi:10.1017/S1751731115002670
- Sauvant, D., P. Nozière, and R. Baumont. 2014. Development of a mechanistic model of intake, chewing and digestion in cattle in connection with updated feed units. *Anim. Prod. Sci.* 54(12):2112–2120. doi: 10.1071/AN14528
- Schiemann, R., K. Nehring, L. Hoffmann, W. Jentsch, and A. Chudy. 1971. *Energetische Futterbewertung und Energienormen: Dokumentation der wissenschaftlichen Grundlagen eines neuen energetischen Futterbewertungssystems*. Deutscher Landwirtschaftsverlag, Berlin, Germany.
- Schmidhuber, J. 2015. Deep learning in neural networks: an overview. *Neural Netw.* 61:85–117. doi:10.1016/j.neunet.2014.09.003
- Senge, P. M. 1990. *The Fifth Discipline: the art and practice of the learning organization*. Currency Boubleday, New York, NY.
- Seo, S., C. Lanzas, L. O. Tedeschi, and D. G. Fox. 2007. Development of a mechanistic model to represent the dynamics of liquid flow out of the rumen and to predict the rate of passage of liquid in dairy cattle. *J. Dairy Sci.* 90:840–855. doi:10.3168/jds.S0022-0302(07)71568-0
- Seo, S., C. Lanzas, L. O. Tedeschi, A. N. Pell, and D. G. Fox. 2009. Development of a mechanistic model to represent the dynamics of particle flow out of the rumen and to predict rate of passage of forage particles in dairy cattle. *J. Dairy Sci.* 92:3981–4000. doi:10.3168/jds.2006-799
- Seo, S., L. O. Tedeschi, C. G. Schwab, and D. G. Fox. 2006. Development and evaluation of empirical equations to predict feed passage rate in cattle. *Anim. Feed Sci. Technol.* 128(1–2):67–83. doi:10.1016/j.anifeedsci.2005.09.014
- Sherwood, D. 2002. *Seeing the forest for the trees: a manager's guide to applying systems thinking*. Nicholas Brealey Publishing, London, United Kingdom.
- Sniffen, C. J. 2006. History of nutrition models – The early years. In: *Proc. Cornell Nutr. Conf. Feed Manuf.* New York State College of Agriculture & Life Sciences, Cornell Uni., Syracuse, NY. p. 1–7.
- Sniffen, C. J., J. D. O'Connor, P. J. Van Soest, D. G. Fox, and J. B. Russell. 1992. A net carbohydrate and protein

- system for evaluating cattle diets: II. Carbohydrate and protein availability. *J. Anim. Sci.* 70:3562–3577. doi:10.2527/1992.70113562x
- Snow, V. O., C. A. Rotz, A. D. Moore, R. Martin-Clouaire, I. R. Johnson, N. J. Hutchings, and R. J. Eckard. 2014. The challenges – and some solutions – to process-based modelling of grazed agricultural systems. *Environ. Modell. Softw.* 62:420–436. doi: 10.1016/j.envsoft.2014.03.009
- Sørensen, J. T. 1998. Modelling and simulation in applied livestock production science. In: R. Peart and R. B. Curry, editors, *Agricultural systems modeling and simulation*. Marcel Dekker, New York, NY. p. 475–494.
- Sterman, J. D. 2000. *Business dynamics: systems thinking and modeling for a complex world*. Irwin McGraw-Hill, New York, NY.
- Sterman, J. D. 2002. All models are wrong: reflections on becoming a system scientist. *Syst. Dynam. Rev.* 18(4):501–531. doi:10.1002/sdr.261
- Swanson, E. W. 1977. Factors for computing requirements of protein for maintenance of cattle. *J. Dairy Sci.* 60(10):1583–1593. doi:10.3168/jds.S0022-0302(77)84074-5
- Tamminga, S., W. M. Van Straalen, A. P. J. Subnel, R. G. M. Meijer, A. Steg, C. J. G. Wever, and M. C. Blok. 1994. The Dutch protein evaluation system: the DVE/OEB-system. *Livest. Prod. Sci.* 40(2):139–155. doi: 10.1016/0301-6226(94)90043-4
- Tedeschi, L. O. 2006. Assessment of the adequacy of mathematical models. *Agric. Syst.* 89(2–3):225–247. doi: 10.1016/j.agsy.2005.11.004
- Tedeschi, L. O. 2015. Integrating genomics with nutrition models to improve the prediction of cattle performance and carcass composition under feedlot conditions. *PLoS ONE* 10:e0143483. doi:10.1371/journal.pone.0143483
- Tedeschi, L. O. 2017. Advancements in the determination of optimum slaughter point of feedlot cattle. In: *Proc. 8th Int. Symp. Beef Cattle – Feedlot Cattle Prod. Fundação de Estudos Agrários “Luiz de Queiroz” (FEALQ), Piracicaba, SP*. p. 1–23.
- Tedeschi, L. O. 2019. Relationships of retained energy and retained protein that influence the determination of cattle requirements of energy and protein using the California Net Energy System. *Transl. An. Sci.* doi: 10.1093/tas/txy120
- Tedeschi, L. O., A. Cannas, and D. G. Fox. 2010. A nutrition mathematical model to account for dietary supply and requirements of energy and nutrients for domesticated small ruminants: the development and evaluation of the Small Ruminant Nutrition System. *Small Ruminant Res.* 89(2–3):174–184. doi: 10.1016/j.smallrumres.2009.12.041
- Tedeschi, L. O., L. F. L. Cavalcanti, M. A. Fonseca, M. Herrero, and P. K. Thornton. 2014a. The evolution and evaluation of dairy cattle models for predicting milk production: an agricultural model intercomparison and improvement project (AgMIP) for livestock. *Anim. Prod. Sci.* 54(12):2052–2067. doi: 10.1071/AN14620
- Tedeschi, L. O., M. Herrero, and P. K. Thornton. 2014b. An overview of dairy cattle models for predicting milk production: their evolution, evaluation, and application for the Agricultural Model Intercomparison and Improvement Project (AgMIP) for livestock. CCAFS working paper. No. 94. CGIAR Research Program on Climate Change, Agriculture and Food Security (CCAFS). Copenhagen, Denmark. p.52. <https://cgspace.cgiar.org/handle/10568/56628> (Accessed 6 February 2015.)
- Tedeschi, L. O., and D. G. Fox. 2018. *The ruminant nutrition system: an applied model for predicting nutrient requirements and feed utilization in ruminants*. (2nd ed.). XanEdu, Acton, MA.
- Tedeschi, L. O., D. G. Fox, M. A. Fonseca, and L. F. L. Cavalcanti. 2015a. Invited Review: Models of protein and amino acid requirements for cattle. *Rev. Bras. Zootec.* 44(3):109–132. doi: 10.1590/S1806-92902015000300005
- Tedeschi, L. O., D. G. Fox, and P. J. Guiryo. 2004. A decision support system to improve individual cattle management. 1. A mechanistic, dynamic model for animal growth. *Agric. Syst.* 79(2):171–204. doi: 10.1016/S0308-521X(03)00070-2
- Tedeschi, L. O., D. G. Fox, and P. J. Kononoff. 2013. A dynamic model to predict fat and protein fluxes and dry matter intake associated with body reserve changes in cattle. *J. Dairy Sci.* 96:2448–2463. doi:10.3168/jds.2012-6070
- Tedeschi, L. O., D. G. Fox, R. D. Sainz, L. G. Barioni, S. R. Medeiros, and C. Boin. 2005. Using mathematical models in ruminant nutrition. *Sci. Agric.* 62(1):76–91. doi: 10.1590/S0103-90162005000100015
- Tedeschi, L. O., M. L. Galyean, and K. E. Hales. 2017. Recent advances in estimating protein and energy requirements of ruminants. *Anim. Prod. Sci.* 57(11):2237–2249. doi: 10.1071/AN17341
- Tedeschi, L. O., G. Molle, H. M. Menendez, A. Cannas, and M. A. Fonseca. 2019. The assessment of supplementation requirements of grazing ruminants using nutrition models. *Transl. An. Sci.* doi: 10.1093/tas/txy140
- Tedeschi, L. O., J. P. Muir, D. G. Riley, and D. G. Fox. 2015b. The role of ruminant animals in sustainable livestock intensification programs. *Int. J. Sustainable Dev. World Ecol.* 22(5):452–465. doi: 10.1080/13504509.2015.1075441
- Tedeschi, L. O., C. F. Nicholson, and E. Rich. 2011. Using System Dynamics modelling approach to develop management tools for animal production with emphasis on small ruminants. *Small Ruminant Res.* 98(1–3):102–110. doi: 10.1016/j.smallrumres.2011.03.026
- Thornley, J. H. M. 1998. *Grassland dynamics: an ecosystem simulation model*. CAB International, Wallingford, United Kingdom.
- Thornley, J. H. M., and J. France. 2007. *Mathematical models in agriculture*. (2nd ed.). CABI Publishing, Wallingford, United Kingdom.
- Tylutki, T. P., D. G. Fox, V. M. Durbal, L. O. Tedeschi, J. B. Russell, M. E. Van Amburgh, T. R. Overton, L. E. Chase, and A. N. Pell. 2008. Cornell Net Carbohydrate and Protein System: a model for precision feeding of dairy cattle. *Anim. Feed Sci. Technol.* 143(1–4):174–202. doi:10.1016/j.anifeeds.2007.05.010
- Van Duinkerken, G., M. C. Blok, A. Bannink, J. W. Cone, J. Dijkstra, A. M. Van Vuuren, and S. Tamminga. 2011. Update of the Dutch protein evaluation system for ruminants: the DVE/OEB2010 system. *J. Agric. Sci.* 149(3):351–367. doi: 10.1017/S0021859610000912
- Van Es, A. J. H. 1975. Feed evaluation for dairy cows. *Livest. Prod. Sci.* 2(2):95–107. doi: 10.1016/0301-6226(75)90029-9
- Van Soest, P. J. 1963a. Use of detergents in analysis of fibrous feeds. I. Preparation of fiber residues of low nitrogen content. *J. AOAC Int.* 46(5):825–829.
- Van Soest, P. J. 1963b. Use of detergents in analysis of fibrous feeds. II. A rapid method for the determination of fiber and lignin. *J. AOAC Int.* 46(5):829–835.



- Van Soest, P. J. 1967. Development of a comprehensive system of feed analyses and its application to forages. *J. Anim. Sci.* 26(1):119–128. doi:10.2527/jas1967.261119x
- Van Soest, P. J., C. J. Sniffen, D. R. Mertens, D. G. Fox, P. H. Robinson, and U. C. Krishnamoorthy. 1981. A net protein system for cattle: the rumen submodel for nitrogen. In: F. N. Owens, editor, *Proc. Int. Symp. Protein Requir. Cattle* (MP109-P). Oklahoma State University, Stillwater, OH. p. 265–279.
- Vargas-Villamil, L. M., and L. O. Tedeschi. 2014. Potential integration of multi-fitting, inverse problem and mechanistic modelling approaches to applied research in animal science: a review. *Anim. Prod. Sci.* 54(12):1905–1913. doi: 10.1071/AN14568
- Vasconcelos, J. T., L. O. Tedeschi, D. G. Fox, M. L. Galyean, and L. W. Greene. 2007. Review: Feeding nitrogen and phosphorus in beef cattle feedlot production to mitigate environmental impacts. *Prof. Anim. Scient.* 23(1):8–17. doi:10.1532/S1080-7446(15)30942-6
- Vazquez, O. P., and T. R. Smith. 2001. Evaluation of alternative algorithms used to simulate pasture intake in grazing dairy cows. *J. Dairy Sci.* 84:860–872. doi:10.3168/jds.S0022-0302(01)74544-4
- Vemuri, V. R. 2003. Inverse problems. In: G. A. Bekey and B. Y. Kogan, editors. *Modeling and simulation: theory and practice: a Memorial volume for Professor Walter J. Karplus (1927–2001)*. Springer, Boston, MA. p. 89–101. doi: 10.1007/978-1-4615-0235-7\_10
- Vetharaniam, I., S. R. Davis, M. Upsdell, E. S. Kolver, and A. B. Pleasants. 2003. Modeling the effect of energy status on mammary gland growth and lactation. *J. Dairy Sci.* 86:3148–3156. doi:10.3168/jds.S0022-0302(03)73916-2
- Vieira, R. A. M., L. O. Tedeschi, and A. Cannas. 2008a. A generalized compartmental model to estimate the fibre mass in the ruminoreticulum. 1. Estimating parameters of digestion. *J. Theor. Biol.* 255(4):345–356. doi: 10.1016/j.jtbi.2008.08.014
- Vieira, R. A., L. O. Tedeschi, and A. Cannas. 2008b. A generalized compartmental model to estimate the fibre mass in the ruminoreticulum: 2. Integrating digestion and passage. *J. Theor. Biol.* 255:357–368. doi:10.1016/j.jtbi.2008.08.013
- Vincenot, C. E., F. Giannino, M. Rietkerk, K. Moriya, and S. Mazzoleni. 2011. Theoretical considerations on the combined use of System Dynamics and individual-based modeling in ecology. *Ecol. Modell.* 222(1):210–218. doi: 10.1016/j.ecolmodel.2010.09.029
- Volden, H. 2011. *NorFor – The Nordic feed evaluation system*. Wageningen Academic Publishers, Wageningen, The Netherlands.
- Waldo, D. R., L. W. Smith, and E. L. Cox. 1972. Model of cellulose disappearance from the rumen. *J. Dairy Sci.* 55:125–129. doi:10.3168/jds.S0022-0302(72)85442-0
- Wallentin, G., and C. Neuwirth. 2017. Dynamic hybrid modelling: Switching between AB and SD designs of a predator-prey model. *Ecol. Modell.* 345:165–175. doi: 10.1016/j.ecolmodel.2016.11.007
- Webb, C. T., M. Ferrari, T. Lindström, T. Carpenter, S. Dürr, G. Garner, C. Jewell, M. Stevenson, M. P. Ward, M. Werkman, et al. 2017. Ensemble modelling and structured decision-making to support emergency disease management. *Prev. Vet. Med.* 138:124–133. doi:10.1016/j.prevetmed.2017.01.003
- Widrow, B., and M. A. Lehr. 1990. 30 years of adaptive neural networks: perceptron, Madaline, and backpropagation. *Proc. IEEE.* 78(9):1415–1442. doi: 10.1109/5.58323
- Williams, C. B., and G. L. Bennett. 1995. Application of a computer model to predict optimum slaughter end points for different biological types of feeder cattle. *J. Anim. Sci.* 73:2903–2915. doi:10.2527/1995.73102903x
- Woodward, S. J. R. 1998. Dynamical systems models and their application to optimizing grazing management. In: R. Peart and R. B. Curry, editors. *Agricultural systems modeling and simulation*. Marcel Dekker, New York, NY. p. 419–473.
- Xu, M., and S. Y. Rhee. 2014. Becoming data-savvy in a big-data world. *Trends Plant Sci.* 19:619–622. doi:10.1016/j.tplants.2014.08.003
- Yin, X., and P. C. Struik. 2010. Modelling the crop: from system dynamics to systems biology. *J. Exp. Bot.* 61:2171–2183. doi:10.1093/jxb/erp375